

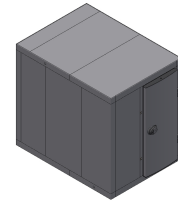
Ersatzteilliste-Explosionszeichnung

Tiefkühlzelle mit Paneelboden Z 234-174-TK

[Artikel-Nr.: 46710703010-B]




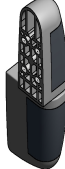
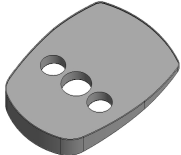






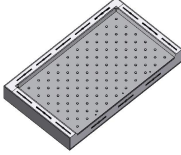

Art. Code: 10703010-0-0-B

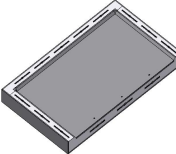

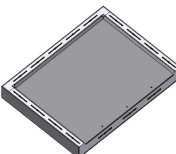


100 Panels SMART Cold Room 1740 x 2340 x 2150 with ReflectiveTape
 Panneaux 100 Chambre Froid SMART 1740 x 2340 x 2150 avec Bande Réfléchissante

Cella Frigorifica 100 SMART dimensioni 1740 x 2340 x 2150 con Nastro adesivo riflettente
 100 Wände SMART Kühlzelle 1740 x 2340 x 2150

Code	Description	
41801050	Magnetic gasket 1889 x 749 mm Joint magnétique 1889 x 749 mm Vedantes 1889 x 749 - Porta Câmaras Guarnizione magnetica 1889 x 749 mm Magnetdichtung 1889 x 749 mm Burlete magnético 1889 x 749 mm	
41901021	Fastener 5725 with master Key (R020677) + KIT 5000 81/100 mm (R020501) Serrure avec clé Ref. 5725 (R020501) Fecho Porta Câmaras Standard c/ chave refª 5725 + KIT 5000 81/100mm (R020501) Serratura con chiave Codice 5725 (R020501) Schloss mit Schluss Ref. 5725 (R020501) Cerradura con llave Ref. 5725 (R020501)	
42601030	Cover for camlocks Caches pour crochets Tampa Estampagem Fechos - Cinza Copperchio per fasteners Deckel für Spannschlösser Tapa para ganchos	
42601111	Grey screwcap for M6 rivet Cache gris pour rivet M6 Taco Cinza p/ Rebite M6 Capucci per rivetti M6 Grau Kunststoffstopfen für Niet M6 Tapone gris para remache M6	
43601003	Male connector STASAP 2B Connecteur mâle STASAP 2B Conector de Painel Macho STASAP 2B Connettore maschio STASAP 2B Männlicher Verbinder STASAP 2B Conector macho STASAP 2B	
43601005	STASI2 Safety bracket Clip de sécurité STASI2 Freio de Conector STASI2 Staffa di sicurezza STASI2 Sicherungsbügel STASI2 Clip seguridad STASI2	
45101028	Door heater wire 5440mm/5200mm/52W - 1SFAS4279016 Résistance de la porte 5440mm/5200mm/52W - 1SFAS4279016 Resistência p/ porta 5440mm/5200mm/52W - 1SFAS4279016 Resistenza della porta 5440mm/5200mm/52W - 1SFAS4279016 Türheizung 5440mm/5200mm/52W - 1SFAS4279016 Resistencia de la puerta 5440mm/5200mm/52W - 1SFAS4279016	
45903003	Hex key Clé Allen Chave hexagonal Revestida Chiave a brugola Innensechskantschlüssel Llave Allen	

46201005	<p>Alignment chip Jeton d'alignement Bolacha de alinhamento Gettone di fissaggio Ausrichtungsteil Pieza de alienación</p>	
46202001	<p>Door hinge Charnière de porte chambres O Dobradiça Porta Câmaras O Cerniera di porta Türscharnier Bisagra de la puerta</p>	
46202005	<p>Door lock equalizer Compensateur de serrure de porte Compensador do fecho da porta</p>	
61601787	<p>Door Porte Porta Larga O Porta Tür Puerta</p>	
61603003	<p>600 mm Wall panel Panneau de paroi 600 mm Painel Direito 600 x 100 Baixo Pannelo parete 600 mm Wandpaneel 600 mm Panel de pared 600 mm</p>	
61603004	<p>900 mm Wall panel Panneau de paroi 900 mm Painel Direito 900 x 100 Baixo Pannelo parete 900 mm Wandpaneel 900 mm Panel de pared 900 mm</p>	
61603005	<p>1200 mm Wall panel Panneau de paroi 1200 mm Painel Direito 1200 x 100 Baixo Pannelo parete 1200 mm Wandpaneel 1200 mm Panel de pared 1200 mm</p>	
61603013	<p>Corner panel Panneau d'angle Painel de Canto 600 x 100 Baixo - C1 Pannelo d'angolo Ecke Paneel Panel de esquina</p>	
61603015	<p>Corner panel Panneau d'angle Painel de Canto 900 x 100 Baixo - C1 Pannelo d'angolo Ecke Paneel Panel de esquina</p>	
61603072	<p>1500 x 900 mm Floor panel Panneau de sol 1500 x 900 mm Painel do Fundo 1500 x 900 x 100 - C9 Pannelo pavimento 1500 x 900 mm Paneelboden 1500 x 900 mm Panel de suelo 1500 x 900 mm</p>	
61603084	<p>Door frame panel Panneau cadre de porte Painel Aro da Porta Larga 100 CB Pannelo del telaio della porta Paneel des Türrahmens Panel del marco de la puerta</p>	

61603104	Ceiling panel 1500 x 900 mm Panneau de plafond 1500 x 900 mm Painel do Tampo 1500 x 900 x 100 - C9 Pannello di soffitto 1500 x 900 mm Deckenpaneel 1500 x 900 mm Panel de techo 1500 x 900 mm	
61603285	1500 x 1200 mm Floor panel Panneau de sol 1500 x 1200 mm Painel do Fundo 1500 x 1200 x 100 (E13) Pannello pavimento 1500 x 1200 mm Paneelboden 1500 X 1200 mm Panel de suelo 1500 x 1200 mm	
61603288	Ceiling panel 1500 x 1200 mm Panneau de plafond 1500 x 1200 mm Painel do Tampo 1500 x 1200 x 100 (E13) Pannello di soffitto 1500 x 1200 mm Deckenpaneel 1500 x 1200 mm Panel de techo 1500 x 1200 mm	
61603295	Door frame panel Panneau cadre de porte Painel Aro da Porta Larga CPL 100 CB c/ Fita Reflectora Pannello del telaio della porta Paneel des Türrahmens Panel del marco de la puerta	

Finanzen/Service
28307 Bremen
Thalenhorststraße 15
Tel.+49 421 48557-0
Fax+49 421 488650
bremen@nordcap.de

Vertrieb Ost
12681 Berlin
Wolfener Straße 32/34, Haus K
Tel.+49 30 936684-0
Fax+49 30 936684-44
berlin@nordcap.de

Vertrieb West
40699 Erkrath
Max-Planck-Straße 30
Tel.+49 211 540054-0
Fax+49 211 540054-54
erkrath@nordcap.de

Vertrieb Nord
21079 Hamburg
Großmoorbogen 5
Tel.+49 40 766183-0
Fax+49 40 770799
hamburg@nordcap.de

Vertrieb Süd
55218 Ingelheim
Hermann-Bopp-Straße 4
Tel.+49 6132 7101-0
Fax+49 6132 7101-20
ingelheim@nordcap.de



www.nordcap.de