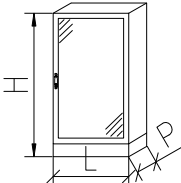


Schaltplan

Schnellkühler / Schockfroster N550T2 INDUSTRY



Non è permesso consegnare a terzi o riprodurre questo documento né, utilizzare il contenuto o renderlo comunque noto a terzi senza la nostra autorizzazione esplicita. Ogni infrazione comporta il risarcimento dei danni subiti. E' fatta riserva di tutti i diritti derivati da brevetti o modelli.

\\srv2016\LANDEVAGEL\TECNICO\06_UH184\SR_Loghi_czenda\LOGG\NA_Logo_8_2017\LOGO NUOVAIR BN.png		NUOVAIR SRL Via Padania, 9/C - 31020 San Vendemiano - Treviso - Italy Tel. 0438/489097 - info@nuovair.com			CE		
JOB NUMBER/SERIES A0001443		PART NUMBER -		REFERENCE			
Q.E. ABBATTITORE/SCHALTSCHRANK - BLAST CHILLER/SCHNELLKUEHLER N150-T1/N550-T2							
ELECTRICAL SPECIFICATIONS		CARPENTRY		REVISION			
Voltage power circuit (V)	400 a.c.	Cabinet		REV.	MODIFICATIONS :	DATE	SIGN.
Auxiliary power circuit (V)	24 a.c. 24 d.c.	Height					
Frequency(Hz)	50	Width					
Distribution system	TT 3F+N+PE	Depth					
Normal Current (A)		Grade IP					
Max Current (A)	25	Form					
Icn Current (KA) CEI EN 60898-1	6	Material					
Icu Current (KA) CEI EN 60947-2 <input type="checkbox"/> Backup		Door					
				A	NOTES		



NUOVAIR

INNOVATION FOR REFRIGERATION

NUOVAIR S.R.L. - P.IVA: 04839590264
 31020 San Vendemiano - Treviso - Italy
 INFO@NUOVAIR.COM - WWW.NUOVAIR.COM

DATE	28/02/2023
DESIGNER	M.MASO
CHECKED	
APPROVED	

T1 / T2
 Q.E. ABBATTITORE
 COVER

MAT :	
COM :	A0001443
FILE :	A0001443.DWG

1
FG. 2
F.S.

SIGLA COMPONENTI COMUNI

ES. 7QU1


- NUMERO PAGINA INSERIMENTO
- TIPO DI COMPONENTI COMUNI ES.:
 - QF - INTERRUTTORE AUTOMATICO
 - QS - SEZIONATORE
 - QU - SEZ. PORTA FUSIBILE
 - FU - PORTA FUSIBILE
 - KM - RELE' DI POTENZA
 - KA - RELE' AUSILIARIO
- PROGRESSIVO DI PAGINA

SIGLA FILO

ES. 7-1X

- NUMERO PAGINA INSERIMENTO
- PROGRESSIVO DI PAGINA
- OPZ. RIFERIMENTO DI FASE

SIGLA RINVIO

ES. 7-1  9.6

- NUMERO FILO
- PAGINA DI RINVIO
- COLONNA SU PAGINA DI RINVIO

COLORI CONDUTTORI

Tratto dalla norma europea EN 60204-1

CONDUTTORE DI PROTEZIONE

GIALLO-VERDE

CIRCUITI DI POTENZA in AC e DC

FASE - NERO NEUTRO - BLU CHIARO

CIRCUITI AUSILIARI in AC con trasf. disaccoppiatore ≤250V

ROSSO

CIRCUITI AUSILIARI in AC senza trasf. disaccoppiatore

FASE - NERO NEUTRO - BLU CHIARO

CIRCUITI AUSILIARI in DC

BLU

CIRCUITI ALIMENTATI DA FONTE ESTERNA AL QUADRO

ARANCIONE

LISTA FOGLI \ INDEX

Foglio Sheet/Blatt	Descrizione Description \ Beschreibung	Revisione Revision									Foglio Sheet/Blatt	Descrizione Description \ Beschreibung	Revisione Revision								
		1	2	3	4	5	6	7	8	9			1	2	3	4	5	6	7	8	9
1	COPERTINA/Cover/ABDECKUNG																				
2	SPEC.COSTRUTTIVE/Construction spec./KONSTRUKTIVE SPEZIF.																				
3	INDICE/INDEX/INDEX																				
4	LEGENDA SIMBOLI/ Symbollegende / Symbol legend																				
8	LAYOUT																				
9	LAYOUT																				
10	CIRCUITO DI POTENZA / Stromkreis / Power circuit																				
11	CIRCUITO DI POTENZA / Stromkreis / Power circuit																				
13	VENTILATORI / LÜFTER / Fans																				
18	STEUERL.ZUM EXT.AGG./Com. connection with remote cond.unit																				
20	C.A.SOLENOIDE/Solenoid aux.circuit/STROMKREIS MAGENTV.																				
21	PANNELLO DI CONTROLLO / Touchscreen/ Control panel																				
22	CENTRALINA / Steuergerät / Control unit																				
23	CENTRALINA / Steuergerät / Control unit																				
25	INGRESSI / Eingänge / Inputs																				
26	USCITE / Ausgänge / Outputs																				
27	VALV.ELETTR./ELEKTR EXPANSIONSVENTIL / Electronic valve																				
31	S.WIRELESS / KABELLOSER KT-FUEHLER/ Wireless probe																				
32	MORSETTIERE / Klemmleiste / Terminal Blocks																				
33	MORSETTIERE / Klemmleiste / Terminal Blocks																				
34	MORSETTIERE / Klemmleiste / Terminal Blocks																				
35	MORSETTIERE / Klemmleiste / Terminal Blocks																				
36	DISTINTA MATERIALI / Stückliste / Part list																				



NUOVAIR
INNOVATION FOR REFRIGERATION
















NUOVAIR S.R.L. - P.IVA: 04839590264
31020 San Vendemiano - Treviso - Italy
INFO@NUOVAIR.COM - WWW.NUOVAIR.COM

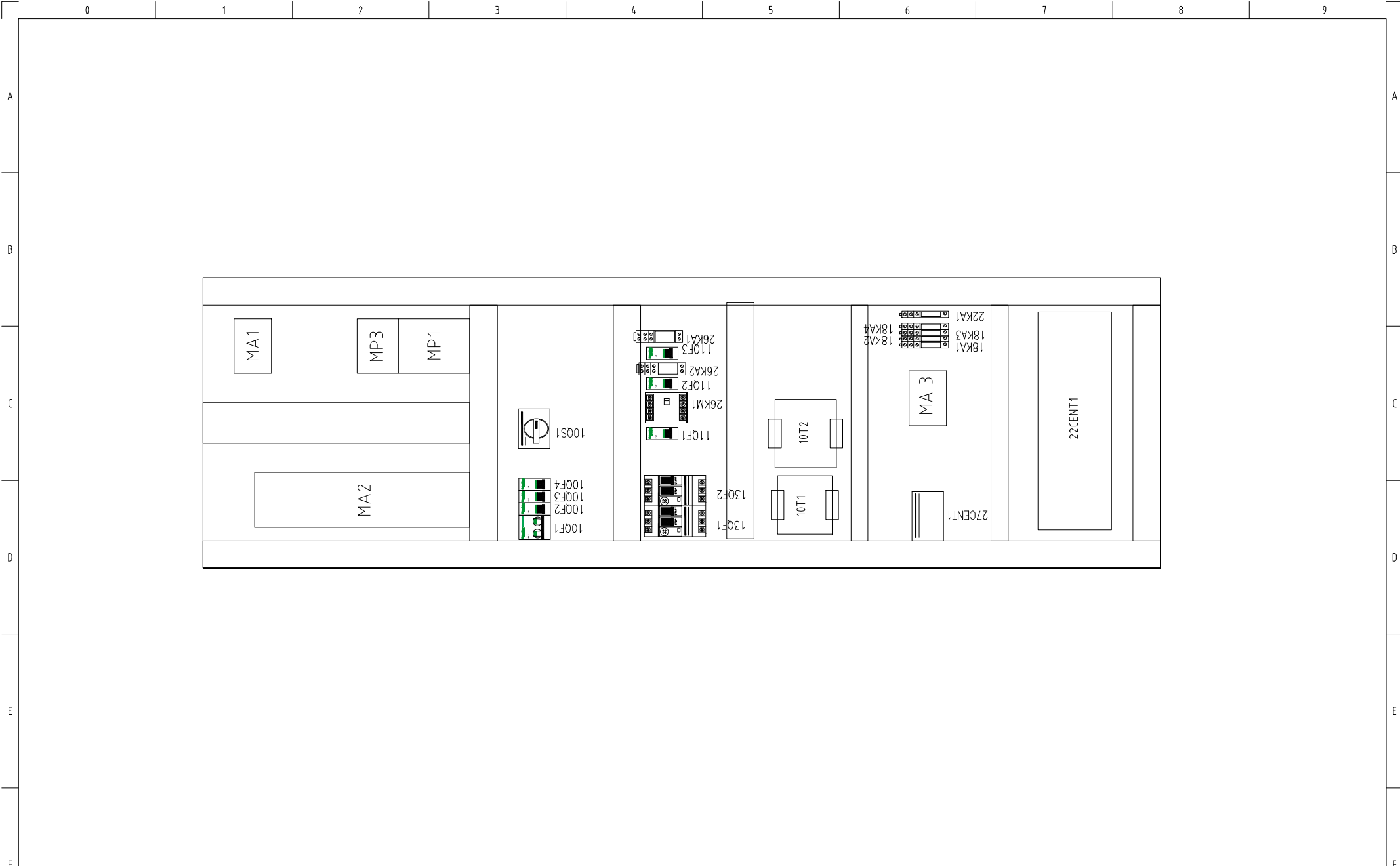
DATE	28/02/2023
DESIGNER	M.MASO
CHECKED	
APPROVED	

T1 / T2
Q.E. ABBATTITORE
**INDICE
INDEX**

MAT :	
COM :	A0001443
FILE :	A0001443.DWG

3
FG. 4
F.S.

Sim.\Sym.	File	Descrizione\Description\Beschreibung	Sim.\Sym.	File	Descrizione\Description\Beschreibung
	B10_N	<i>Pressure to current transducer</i> Trasduttore di pressione/corrente <i>Druckaufnehmer</i>		KA1_N	<i>Relay coil</i> Bobina rele' Ausiliario <i>SCHUETZ-SPULE</i>
	E10_N	<i>Three-phase fan with PE</i> Ventilatore trifase con PE <i>DREHSTROM-LUEFTER MIT PE</i>		BLK61	<i>Consent</i> Consenso <i>SCHLIESSER-KONTAKT</i>
	G1_N	<i>Current converter AC-DC single phase</i> Convertitore di corrente AC-DC monofase <i>WECHSELRICHTER AC/DC 1- PHASIG</i>		BLK121	<i>Temperature Probe</i> Sonda Temperatura <i>Temperaturfuehler</i>
	Q21_N	<i>Unipolar automatic switch with thermal and electromagnetic overload releases</i> Interruttore automatico unipolare con sganciatori di sovraccarico termico ed elettromagnetico <i>EINPHASIGER UEBERSTROMAUSLOESER</i>			<i>Buzzer</i> Cicalino <i>Summer</i>
	Q22_N	<i>Bipolar automatic switch with thermal and electromagnetic overload releases</i> Interruttore automatico bipolare con sganciatori di sovraccarico termico ed elettromagnetico <i>BIPOLARER UEBERSTROMAUSLOESER</i>			
	Q790_N	<i>Switch-disconnector tripolar maneuver with locking device</i> Interruttore-sezionatore di manovra tripolare con dispositivo di blocco <i>REPARATURSCHALTER</i>			
	Q177_N	<i>Automatic circuit breaker 3 pole with release of magnetic overload</i> Interruttore automatico tripolare con sganciatore di sovraccarico magnetico <i>SICHERUNGSAUTOMAT</i>			
	R1_N	<i>Resistor</i> Resistenza <i>HEIZWIDERSTAND</i>			
	S10_N	<i>Limit switch NO</i> Fine corsa NO <i>POTENZIALFREIER SCHLIESSER</i>			
	T3_N	<i>Single-phase transformer with screen</i> Trasformatore monofase con schermo <i>EINPHASIGER TRANSFORMATOR</i>			
	Y2_N	<i>Solenoid valve closed (at opening)</i> Elettrovalvola Chiusa (in apertura) <i>MAGNETVENTIL GESCHLOSSEN (IN OEFFNUNG)</i>			



NUOVAIR
INNOVATION FOR REFRIGERATION

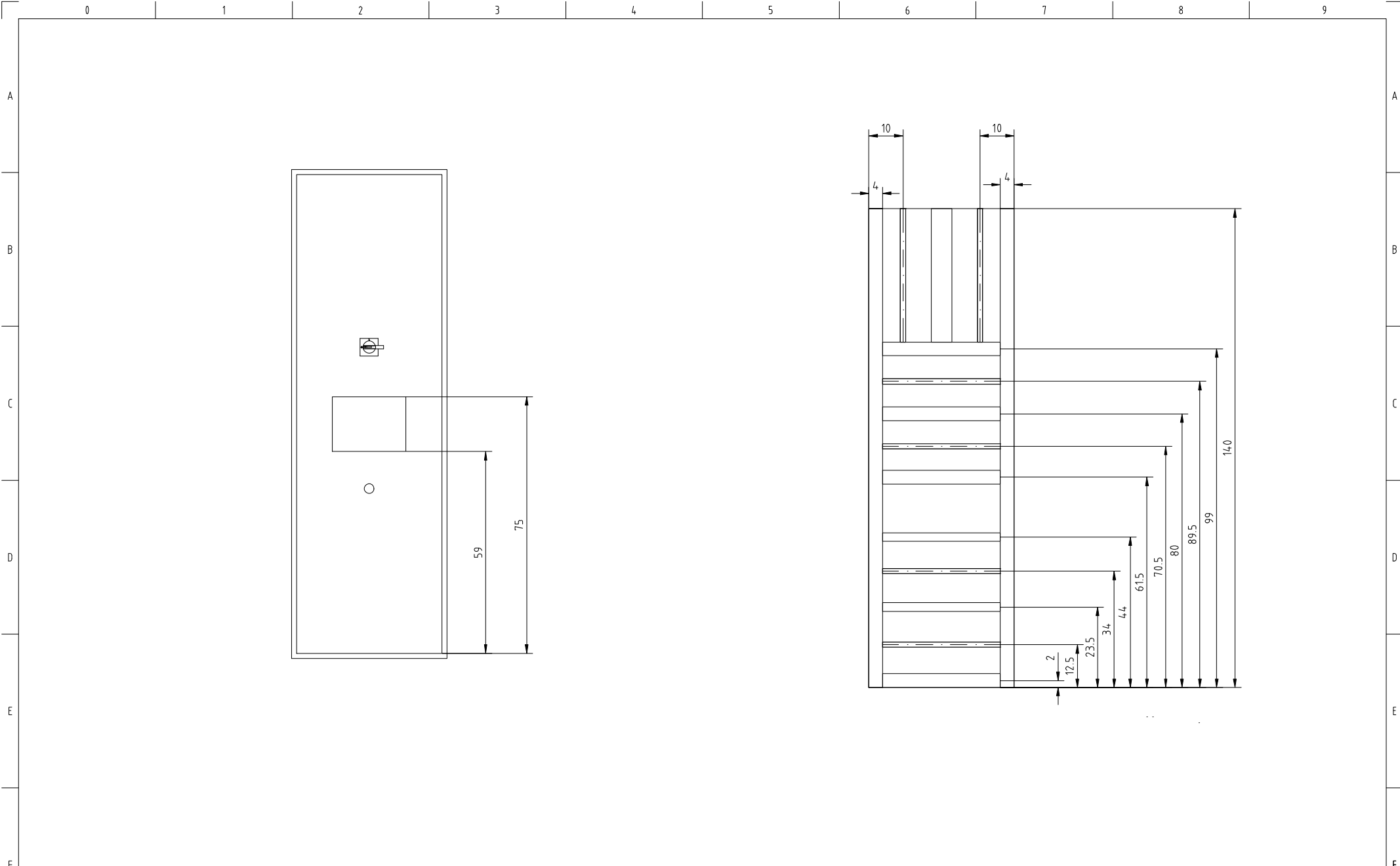
NUOVAIR S.R.L. - P.IVA: 04839590264
31020 San Vendemiano - Treviso - Italy
INFO@NUOVAIR.COM - WWW.NUOVAIR.COM

DATE	28/02/2023
DESIGNER	M.MASO
CHECKED	
APPROVED	

T1 / T2
Q.E. ABBATTITORE
LAYOUT

MAT :	
COM :	A0001443
FILE :	A0001443.DWG

8
FG. 9
F.S.



NUOVAIR
INNOVATION FOR REFRIGERATION

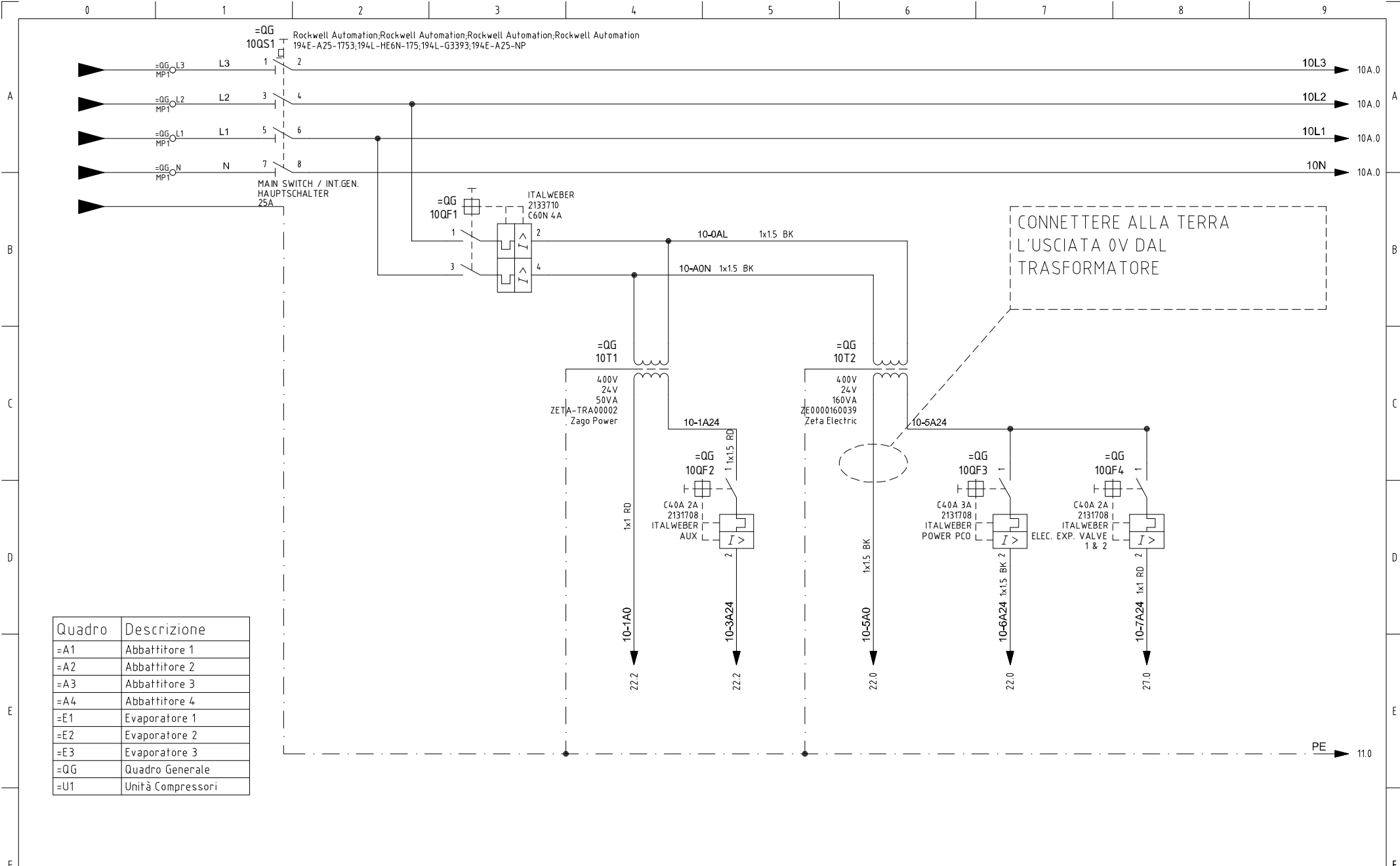
NUOVAIR S.R.L. - P.IVA: 04839590264
31020 San Vendemiano - Treviso - Italy
INFO@NUOVAIR.COM - WWW.NUOVAIR.COM

DATE	28/02/2023
DESIGNER	M.MASO
CHECKED	
APPROVED	

T1 / T2
Q.E. ABBATTITORE
LAYOUT

MAT :	
COM :	A0001443
FILE :	A0001443.DWG

9
FG. 10
F.S.



CONNETTERE ALLA TERRA
L'USCIATA 0V DAL
TRASFORMATORE

Quadro	Descrizione
=A1	Abbattitore 1
=A2	Abbattitore 2
=A3	Abbattitore 3
=A4	Abbattitore 4
=E1	Evaporatore 1
=E2	Evaporatore 2
=E3	Evaporatore 3
=QG	Quadro Generale
=U1	Unità Compressori



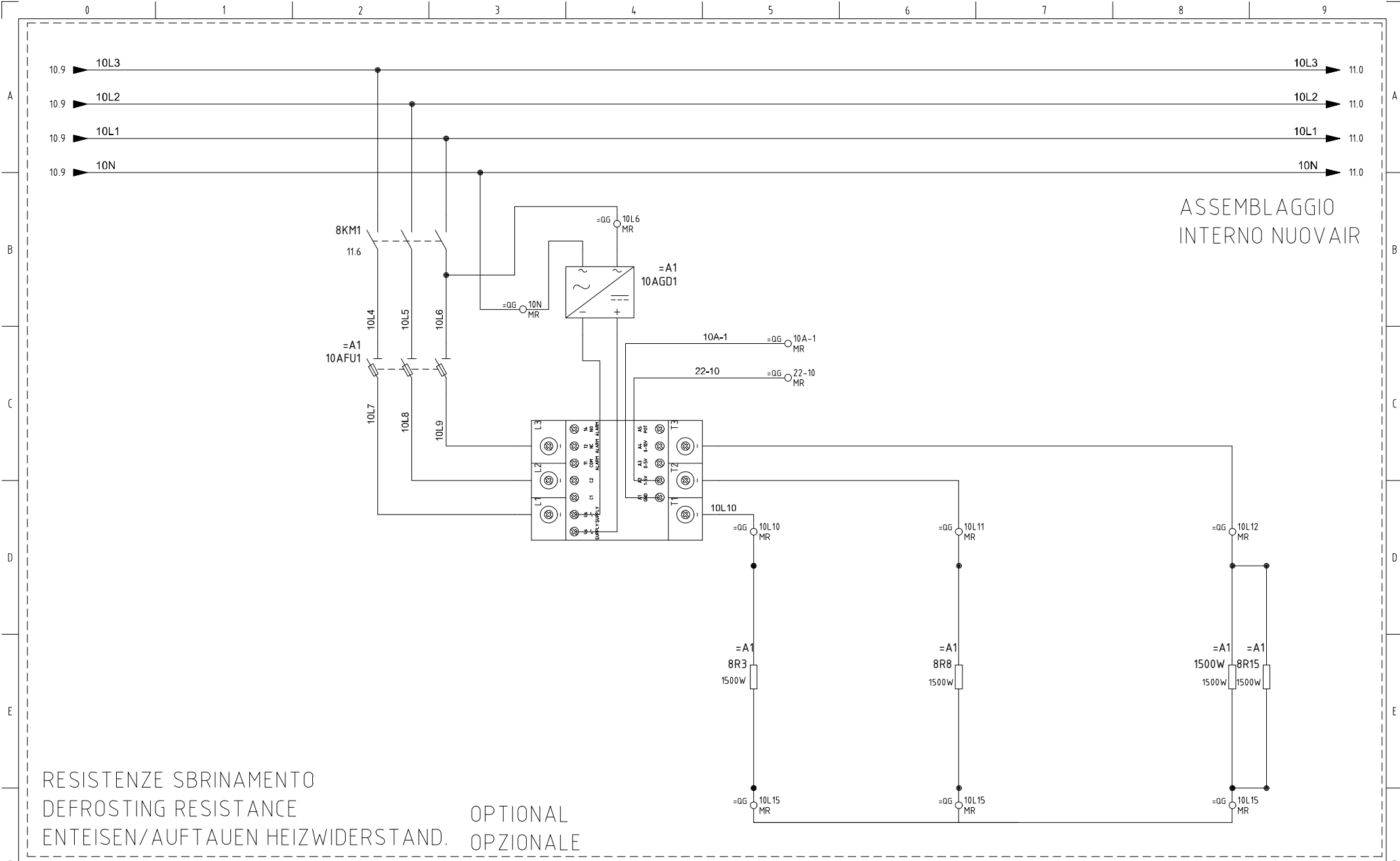
NUOVAIR S.R.L. - P.IVA: 04839590264
 31020 San Vendemiano - Treviso - Italy
 INFO@NUOVAIR.COM - WWW.NUOVAIR.COM

DATE	28/02/2023
DESIGNER	M.MASO
CHECKED	
APPROVED	

T1 / T2
 Q.E. ABBATTITORE
 CIRCUITO DI POTENZA
 Stromkreis / Power circuit

MAT :	
COM :	A0001443
FILE :	A0001443.DWG

10
 FG. 10A
 F.S.



RESISTENZE SBRINAMENTO
 DEFROSTING RESISTANCE
 ENTEISEN/AUFTAUEN HEIZWIDERSTAND. OPTIONAL
 OPZIONALE



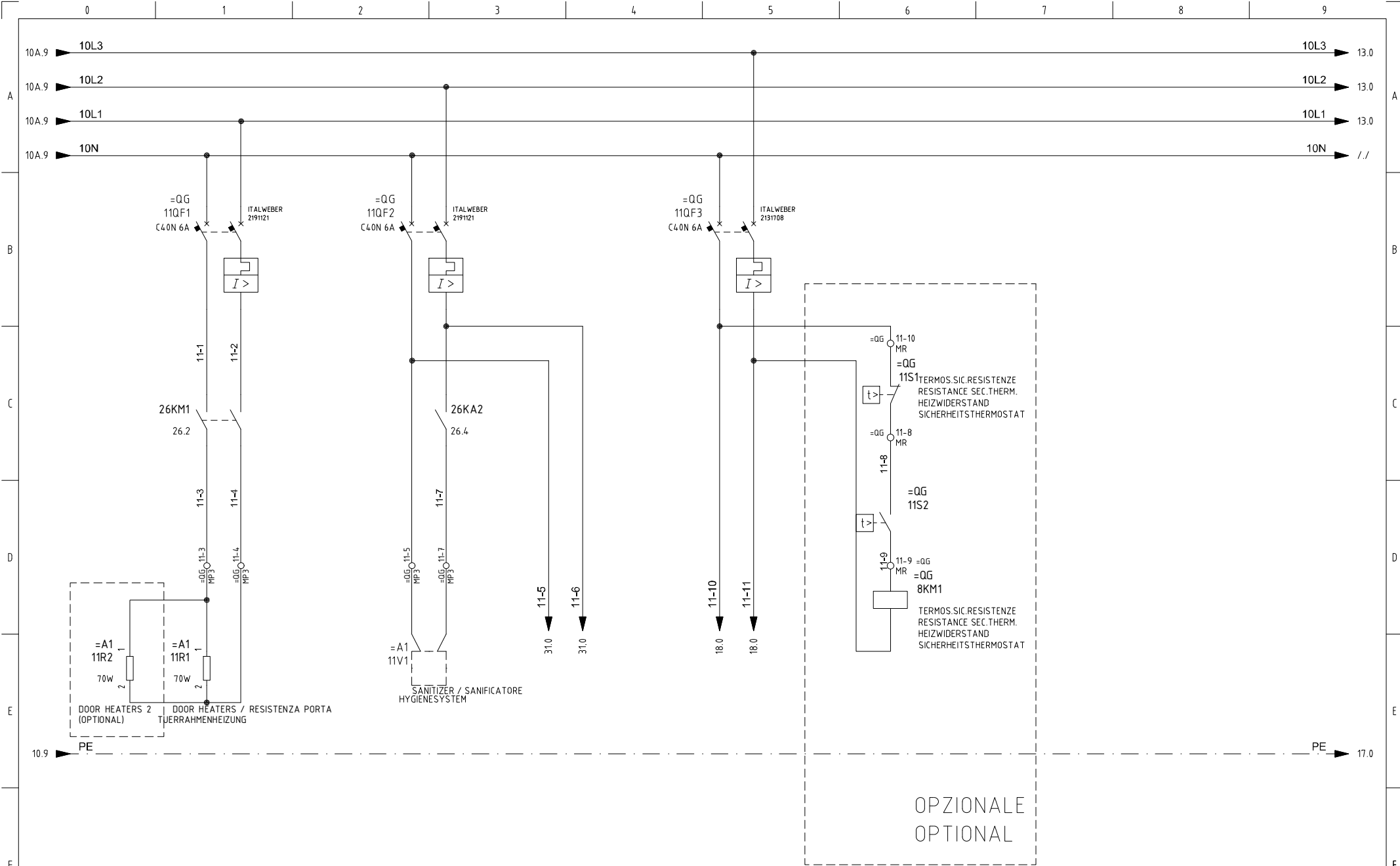
NUOVAIR S.R.L. - P.IVA: 04839590264
 31020 San Vendemiano - Treviso - Italy
 INFO@NUOVAIR.COM - WWW.NUOVAIR.COM

DATE	28/02/2023
DESIGNER	M.MASO
CHECKED	
APPROVED	

T1 / T2
 Q.E. ABBATTITORE

MAT :	
COM :	A0001443
FILE :	A0001443.DWG

10A
FG 11
F.S.




NUOVAIR S.R.L. - P.IVA: 04839590264
 31020 San Vendemiano - Treviso - Italy
 INFO@NUOVAIR.COM - WWW.NUOVAIR.COM

DATE	28/02/2023
DESIGNER	M.MASO
CHECKED	
APPROVED	

T1 / T2
 Q.E. ABBATTITORE
CIRCUITO DI POTENZA
Stromkreis / Power circuit

MAT :	
COM :	A0001443
FILE :	A0001443.DWG

11
FG. 12
F.S.



NUOVAIR
INNOVATION FOR REFRIGERATION

NUOVAIR S.R.L. - P.IVA: 04839590264
31020 San Vendemiano - Treviso - Italy
INFO@NUOVAIR.COM - WWW.NUOVAIR.COM

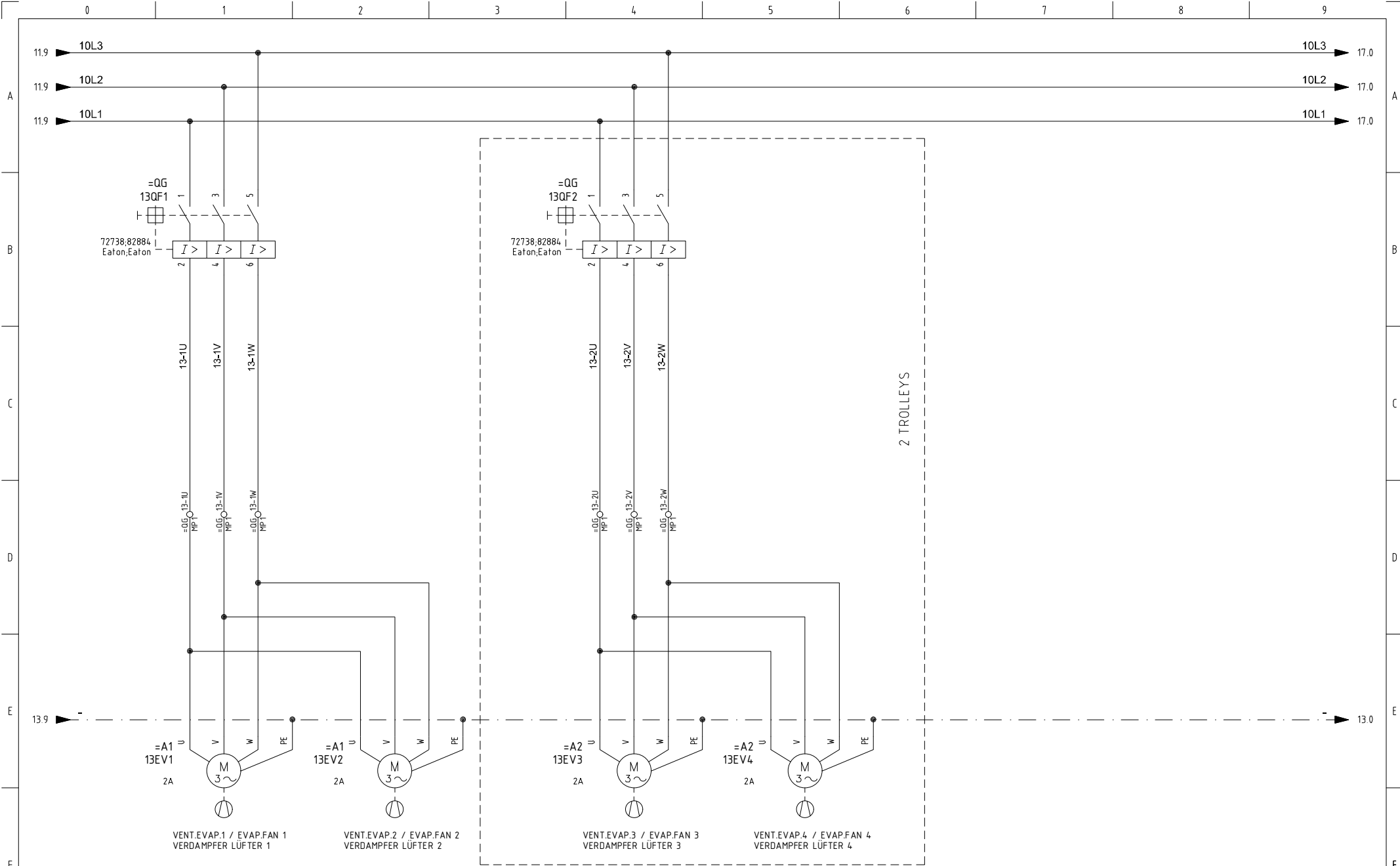
DATE	28/02/2023
DESIGNER	M.MASO
CHECKED	
APPROVED	

T1 / T2
Q.E. ABBATTITORE

MAT :	
COM :	A0001443
FILE :	A0001443.DWG

12
FG 13
F.S.





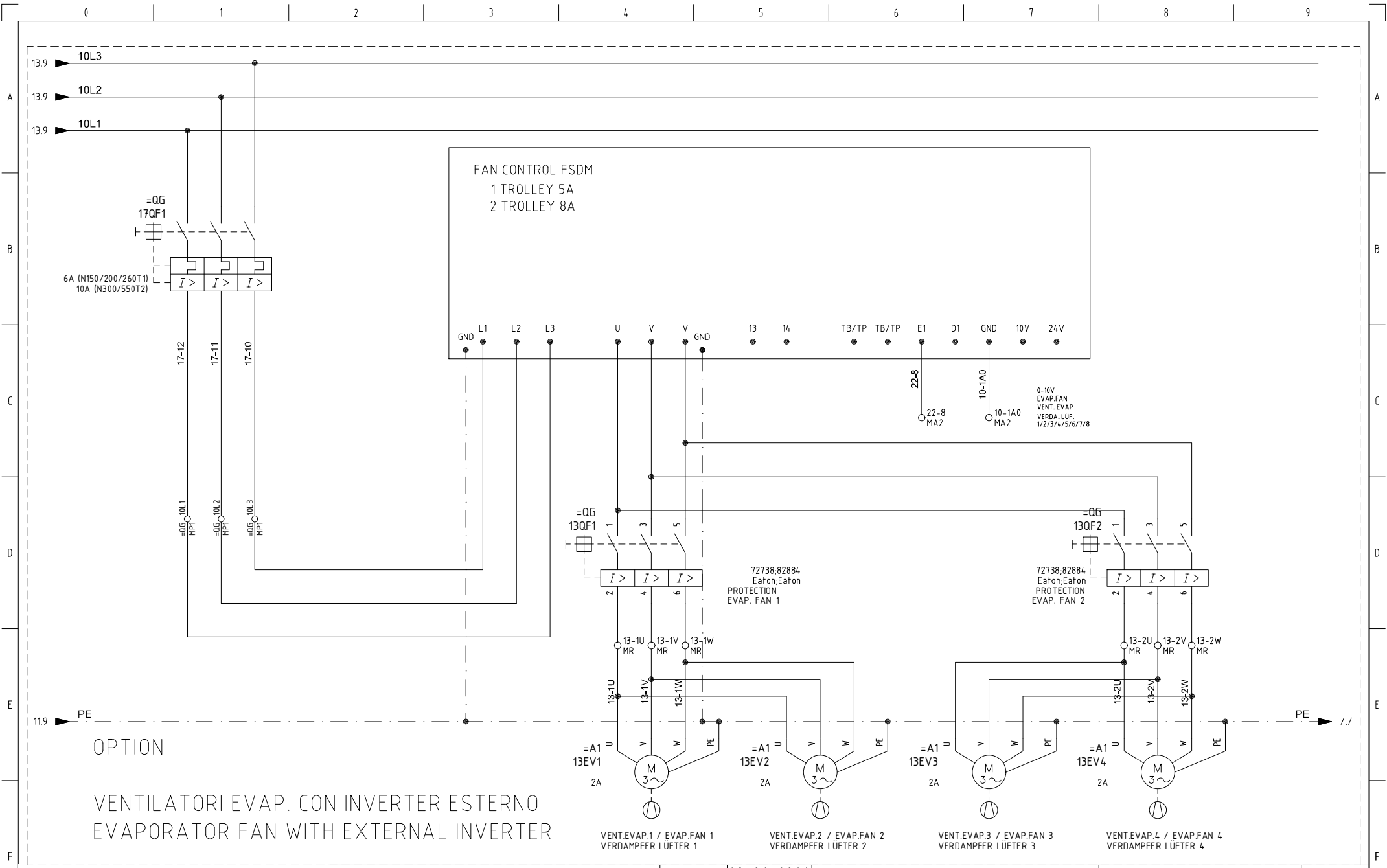
NUOVAIR S.R.L. - P.IVA: 04839590264
 31020 San Vendemiano - Treviso - Italy
 INFO@NUOVAIR.COM - WWW.NUOVAIR.COM

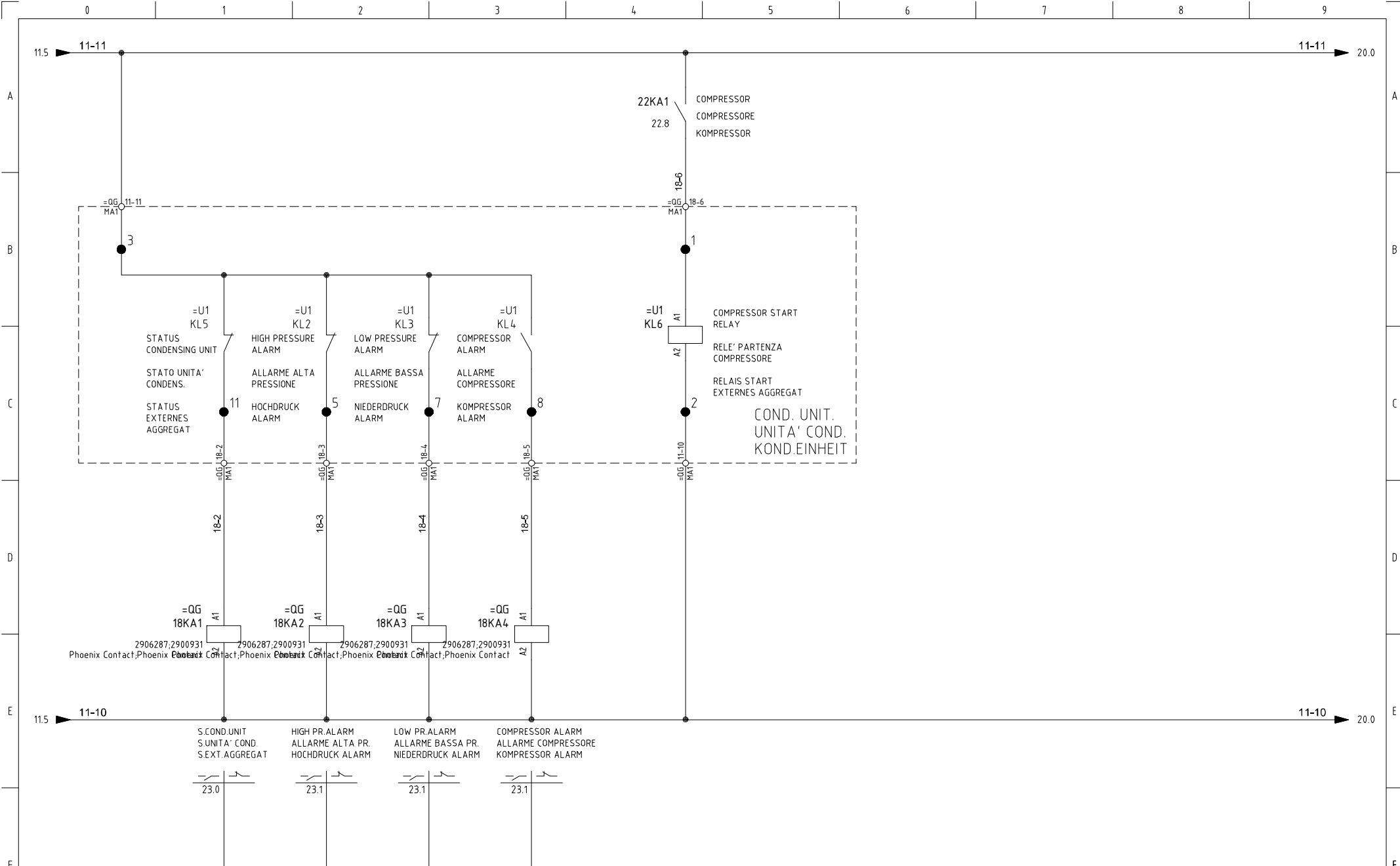
DATE	28/02/2023
DESIGNER	M.MASO
CHECKED	
APPROVED	

T1 / T2
 Q.E. ABBATTITORE
 VENTILATORI
 LÜFTER / Fans

MAT :	
COM :	A0001443
FILE :	A0001443.DWG

13
 FG. 17
 F.S.





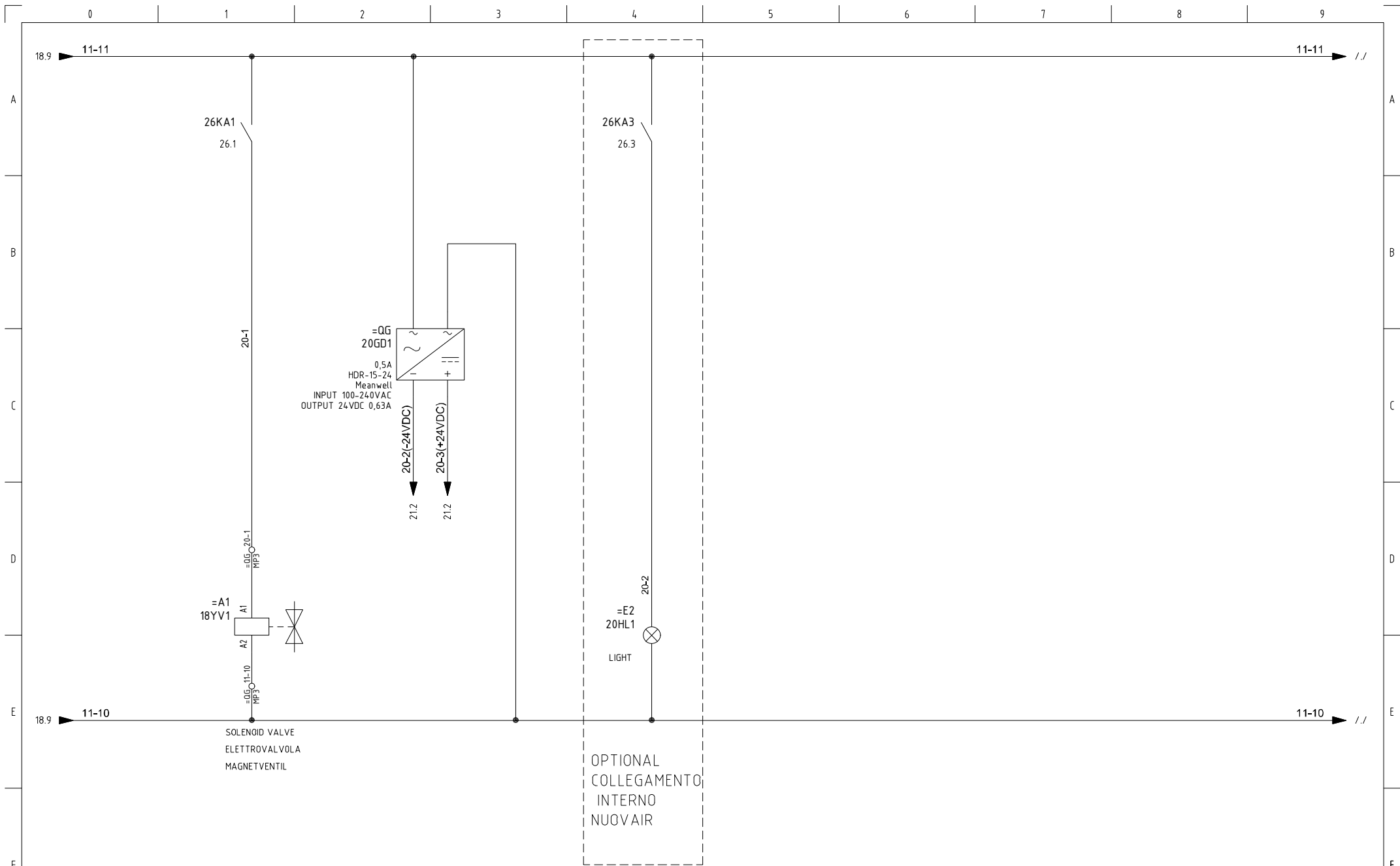
NUOVAIR S.R.L. - P.IVA: 04839590264
 31020 San Vendemiano - Treviso - Italy
 INFO@NUOVAIR.COM - WWW.NUOVAIR.COM

DATE	28/02/2023
DESIGNER	M.MASO
CHECKED	
APPROVED	

T1 / T2
 Q.E. ABBATTITORE
 INTERFACCIAMENTO CON UNITA' ESTERNA
Comunication connection with remote cond.unit

MAT :	
COM :	A0001443
FILE :	A0001443.DWG

18
FG. 20
F.S.



NUOVAIR
INNOVATION FOR REFRIGERATION

NUOVAIR S.R.L. - P.IVA: 04839590264
31020 San Vendemiano - Treviso - Italy
INFO@NUOVAIR.COM - WWW.NUOVAIR.COM

DATE	28/02/2023
DESIGNER	M.MASO
CHECKED	
APPROVED	

T1 / T2
Q.E. ABBATTITORE
CIRCUITO AUSILIARE SOLENOIDE
Solenoid auxiliary circuit / STROMKREIS MAGNETVENTIL

MAT :	
COM :	A0001443
FILE :	A0001443.DWG

20
FG. 21
F.S.

0 1 2 3 4 5 6 7 8 9

A

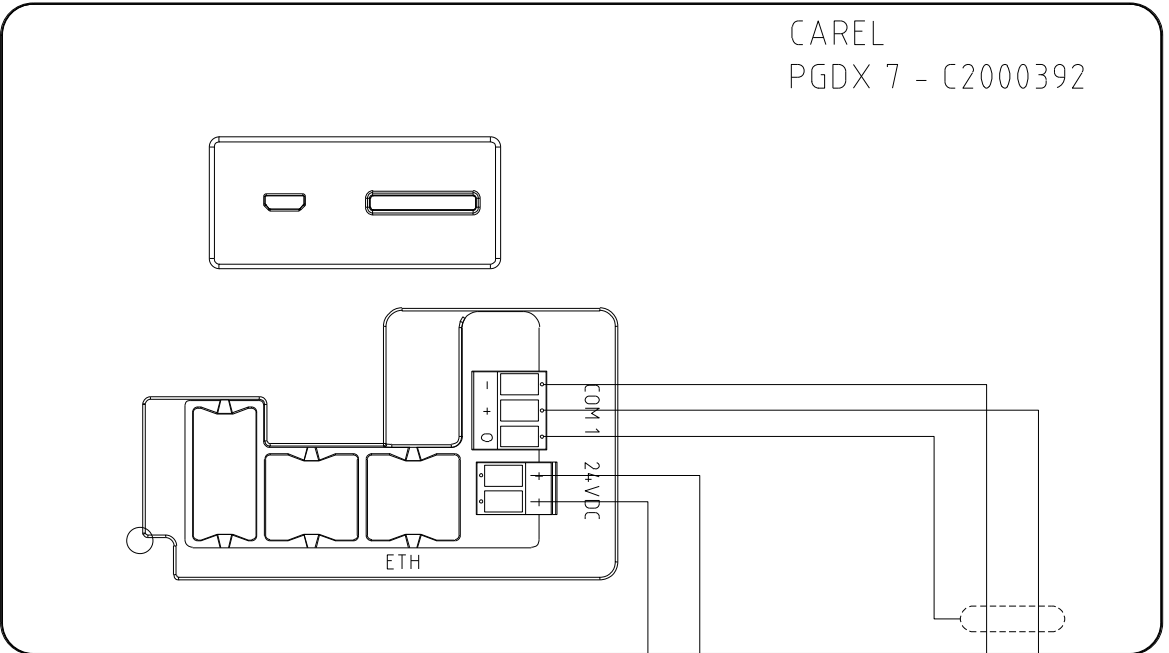
B

C

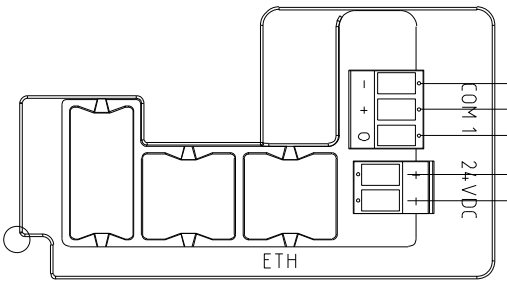
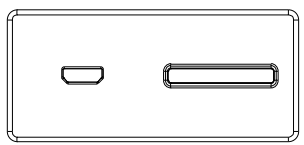
D

E

F



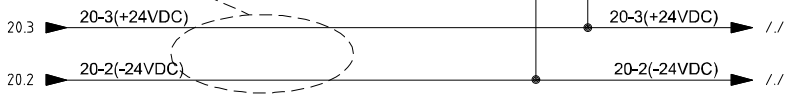
CAREL
PGDX 7 - C2000392



B1+ → 22.1
B1- → 22.1
to CPCO

LUNGHEZZA CAVO DA USCITA
CANALA = 90cm
Cav. FROHR16 2X0,5 sch guiana
grigia cond. nero e bianco
(fornire siglature filo B1+ e
B1- a corredo del cavo)

LUNGHEZZA CAVI DA USCITA
CANALA = 90cm
con calza lunghezza 75cm
intestare con puntalini isolati
cavi 1X1 RD (20-3(+); 20-2(-))



NUOVAIR S.R.L. - P.IVA: 04839590264
31020 San Vendemiano - Treviso - Italy
INFO@NUOVAIR.COM - WWW.NUOVAIR.COM

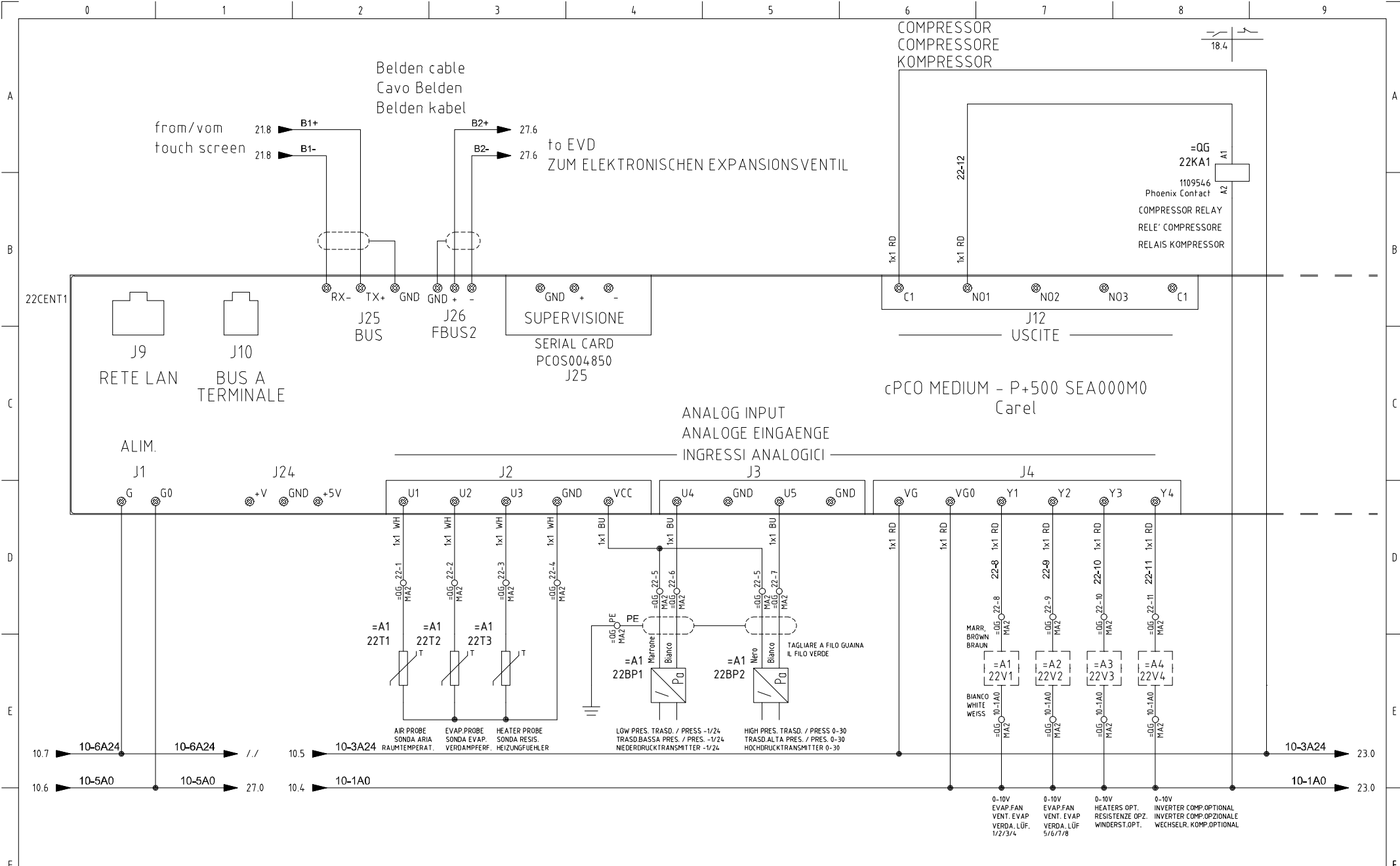
DATE	28/02/2023
DESIGNER	M.MASO
CHECKED	
APPROVED	

T1 / T2
Q.E. ABBATTITORE
PANNELLO DI CONTROLLO
Touch screen / Control panel

MAT :	
COM :	A0001443
FILE :	A0001443.DWG

21
FG. 22
F.S.

0 1 2 3 4 5 6 7 8 9

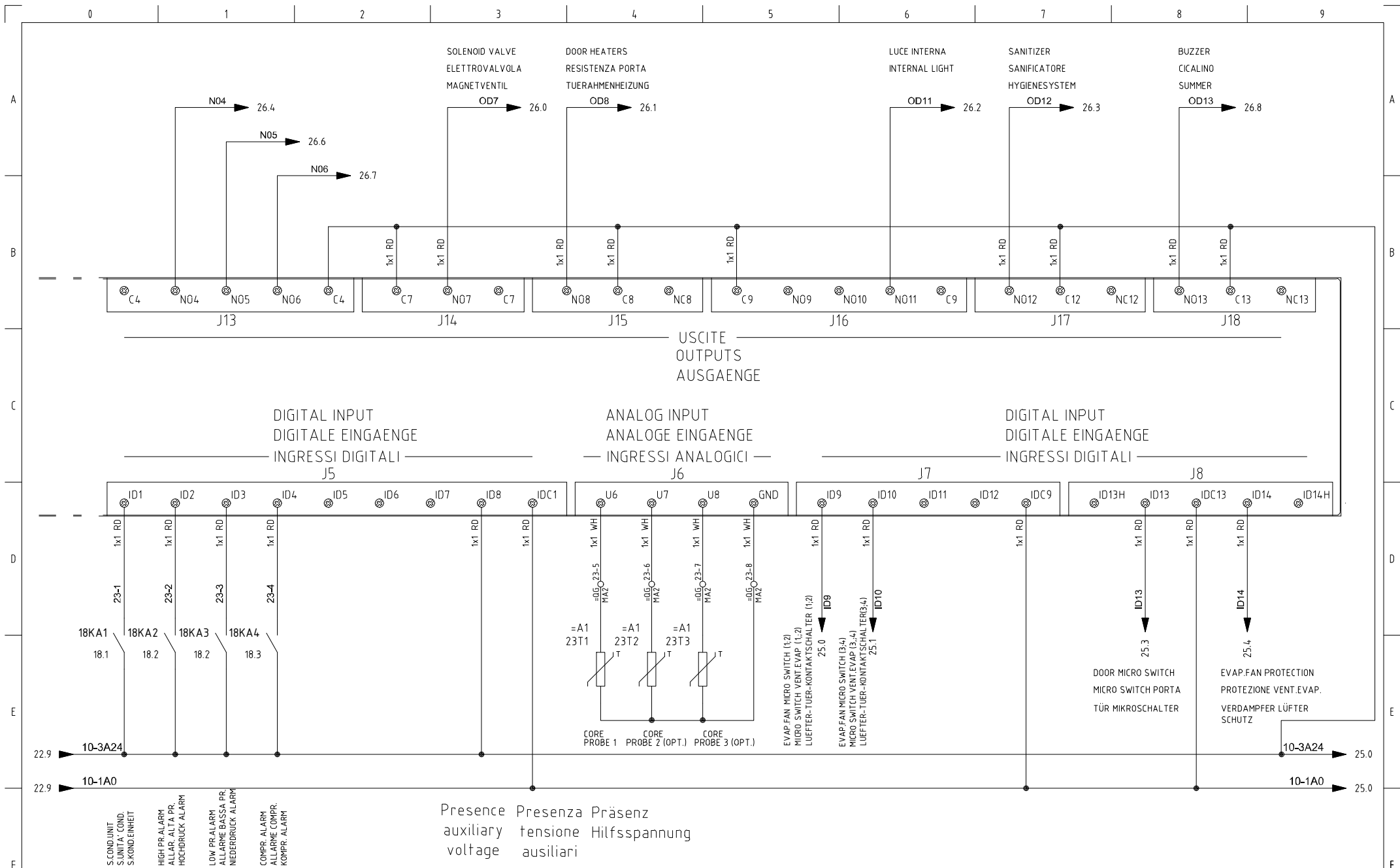


NUOVAIR S.R.L. - P.IVA: 04839590264
 31020 San Vendemiano - Treviso - Italy
 INFO@NUOVAIR.COM - WWW.NUOVAIR.COM

DATE	28/02/2023
DESIGNER	M.MASO
CHECKED	
APPROVED	

T1 / T2
 Q.E. ABBATTITORE
 CENTRALINA
 Steuergerät / Control unit

MAT :	22
COM : A0001443	FG 23
FILE : A0001443.DWG	F.S.



NUOVAIR
INNOVATION FOR REFRIGERATION

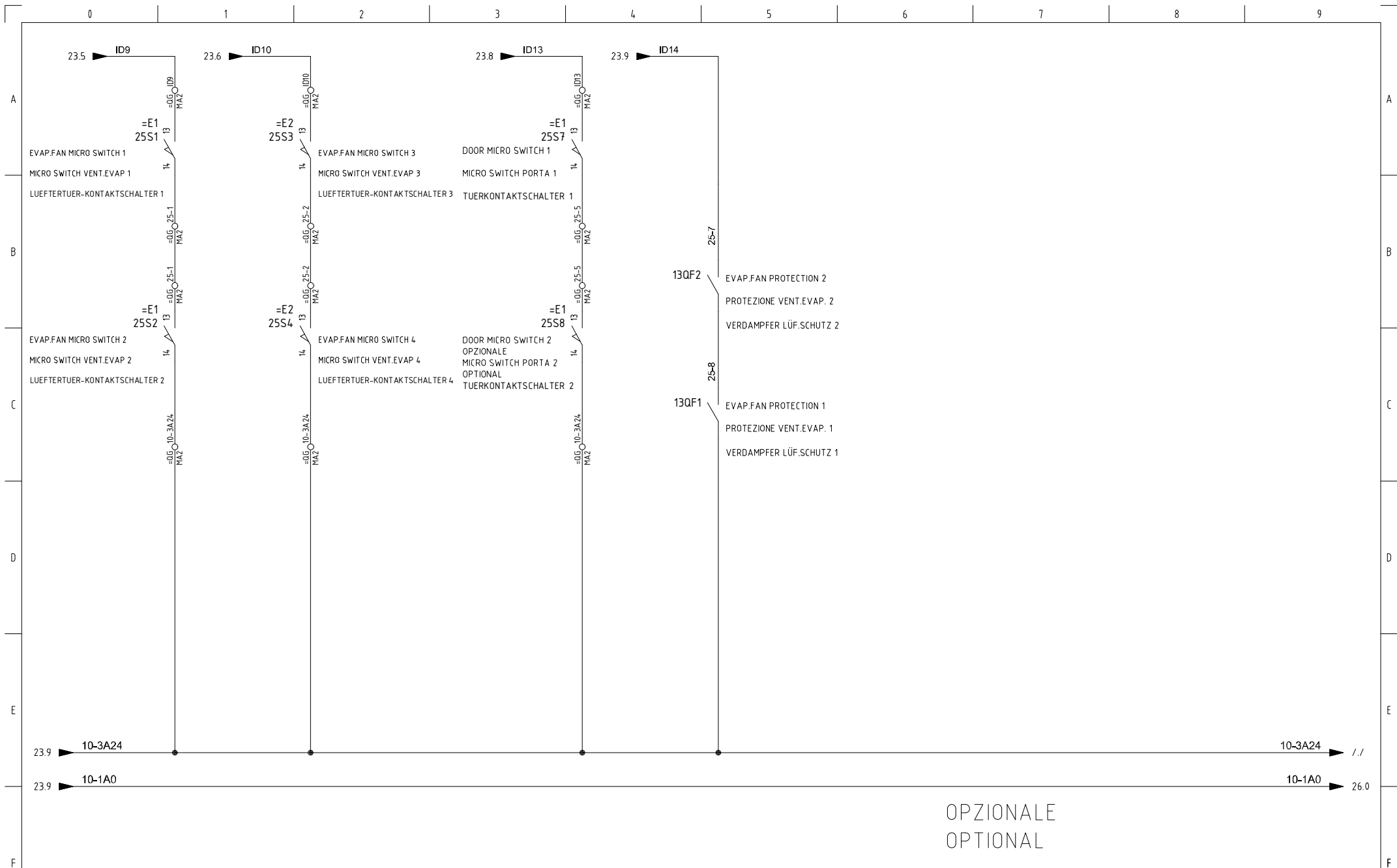
NUOVAIR S.R.L. - P.IVA: 04839590264
31020 San Vendemiano - Treviso - Italy
INFO@NUOVAIR.COM - WWW.NUOVAIR.COM

DATE	28/02/2023
DESIGNER	M.MASO
CHECKED	
APPROVED	

T1 / T2
Q.E. ABBATTITORE
CENTRALINA
Steuergerät / Control unit

MAT :	
COM :	A0001443
FILE :	A0001443.DWG

23
FG. 25
F.S.



OPZIONALE
OPTIONAL



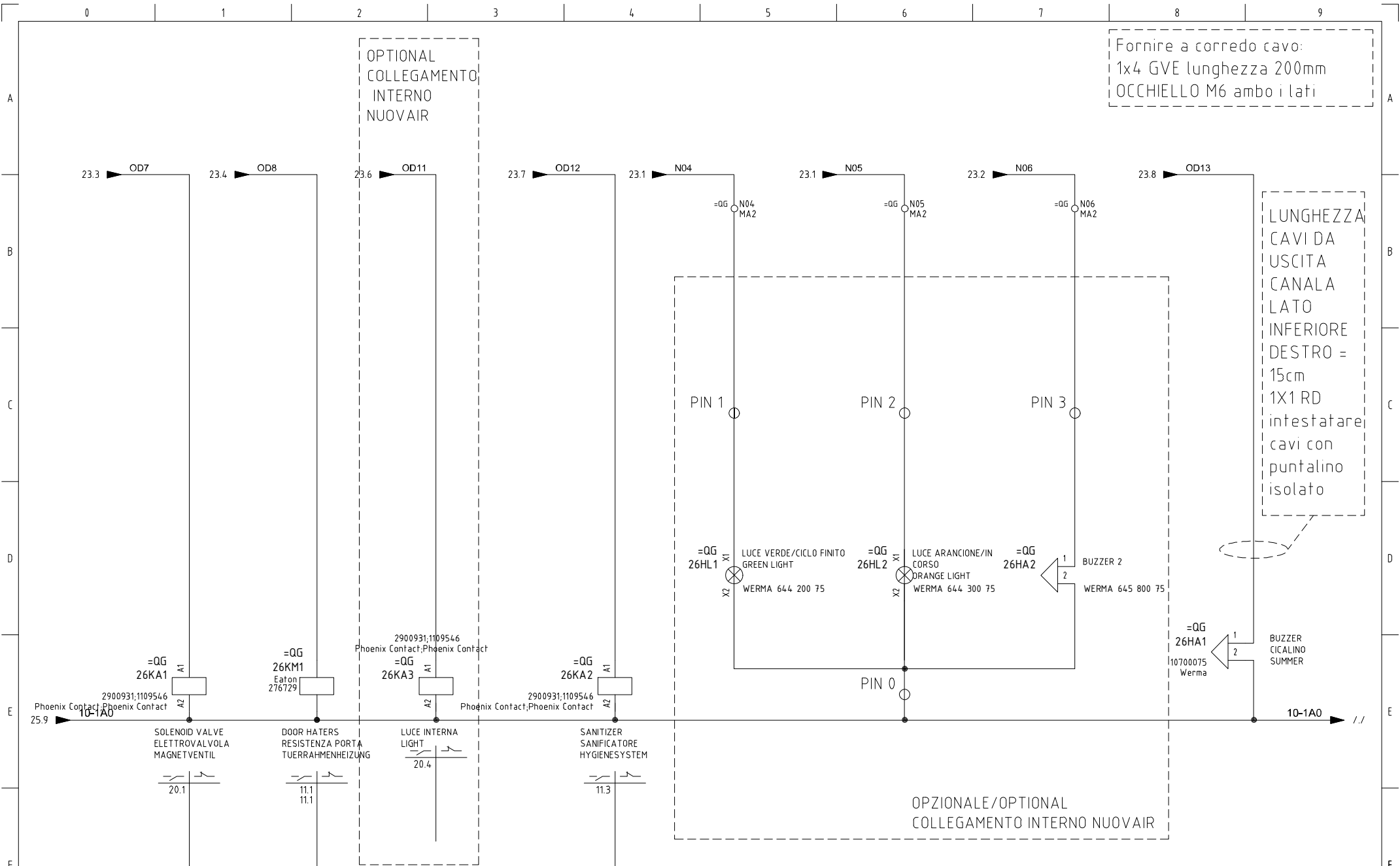
NUOVAIR S.R.L. - P.IVA: 04839590264
31020 San Vendemiano - Treviso - Italy
INFO@NUOVAIR.COM - WWW.NUOVAIR.COM

DATE	28/02/2023
DESIGNER	M.MASO
CHECKED	
APPROVED	

T1 / T2
Q.E. ABBATTITORE
INGRESSI
Eingänge / Inputs

MAT :
COM : A0001443
FILE : A0001443.DWG

25
FG 26
F.S.



Fornire a corredo cavo:
1x4 GVE lunghezza 200mm
OCCHIELLO M6 ambo i lati

LUNGHEZZA
CAVI DA
USCITA
CANALA
LATO
INFERIORE
DESTRO =
15cm
1X1 RD
intestatare i
cavi con
puntalino
isolato



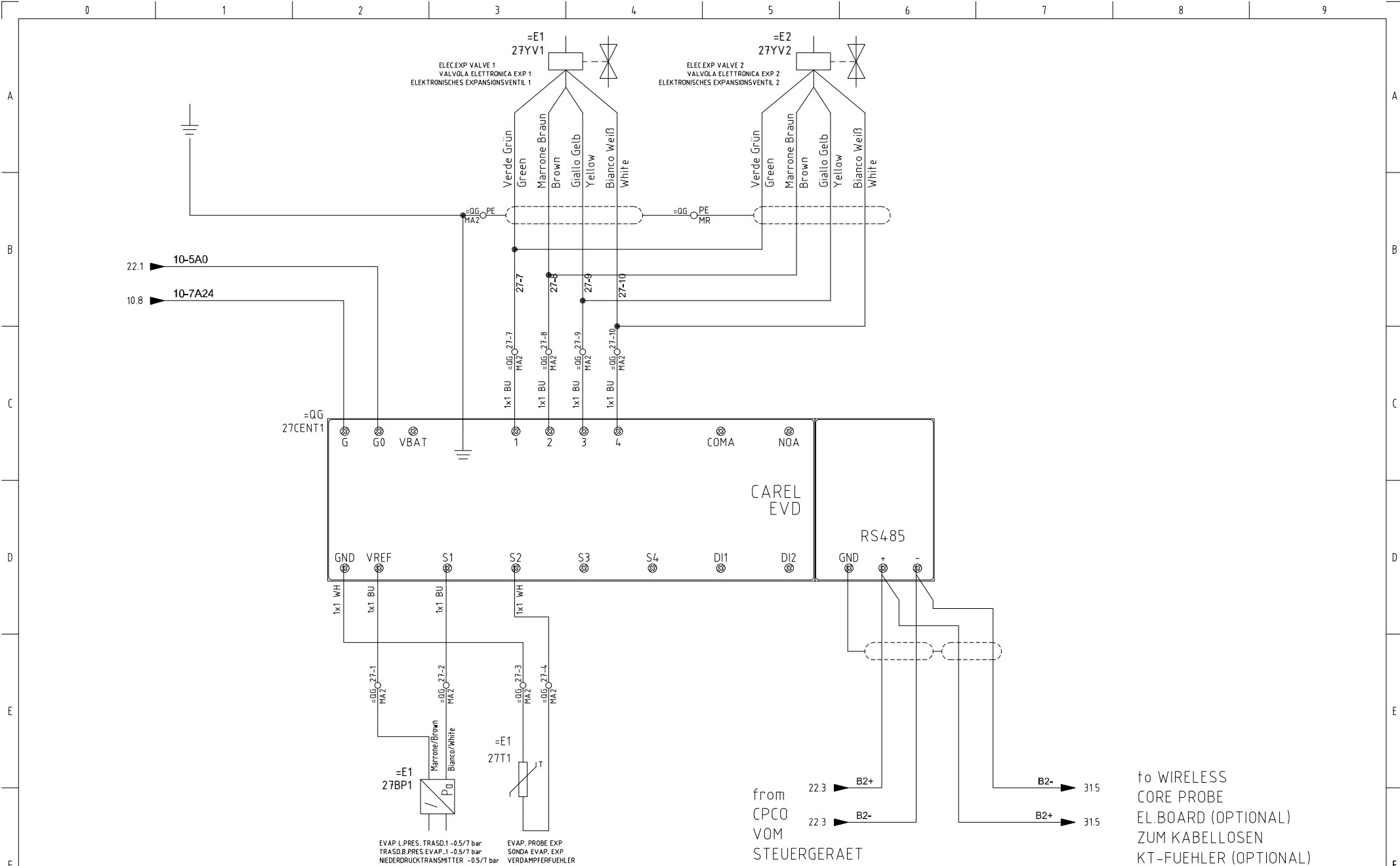
NUOVAIR S.R.L. - P.IVA: 04839590264
31020 San Vendemiano - Treviso - Italy
INFO@NUOVAIR.COM - WWW.NUOVAIR.COM

DATE	28/02/2023
DESIGNER	M.MASO
CHECKED	
APPROVED	

T1 / T2
Q.E. ABBATTITORE
USCITE
Ausgänge / Outputs

MAT :	
COM :	A0001443
FILE :	A0001443.DWG

26
FG. 27
F.S.



from 22.3 B2+
 22.3 B2-
 to WIRELESS CORE PROBE EL.BOARD (OPTIONAL)
 ZUM KABELLOSEN KT-FUEHLER (OPTIONAL)



NUOVAIR S.R.L. - P.IVA: 04839590264
 31020 San Vendemiano - Treviso - Italy
 INFO@NUOVAIR.COM - WWW.NUOVAIR.COM

DATE	28/02/2023
DESIGNER	M.MASO
CHECKED	
APPROVED	

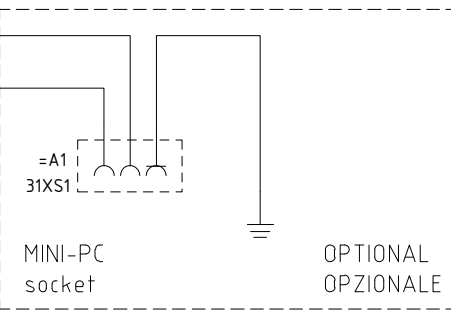
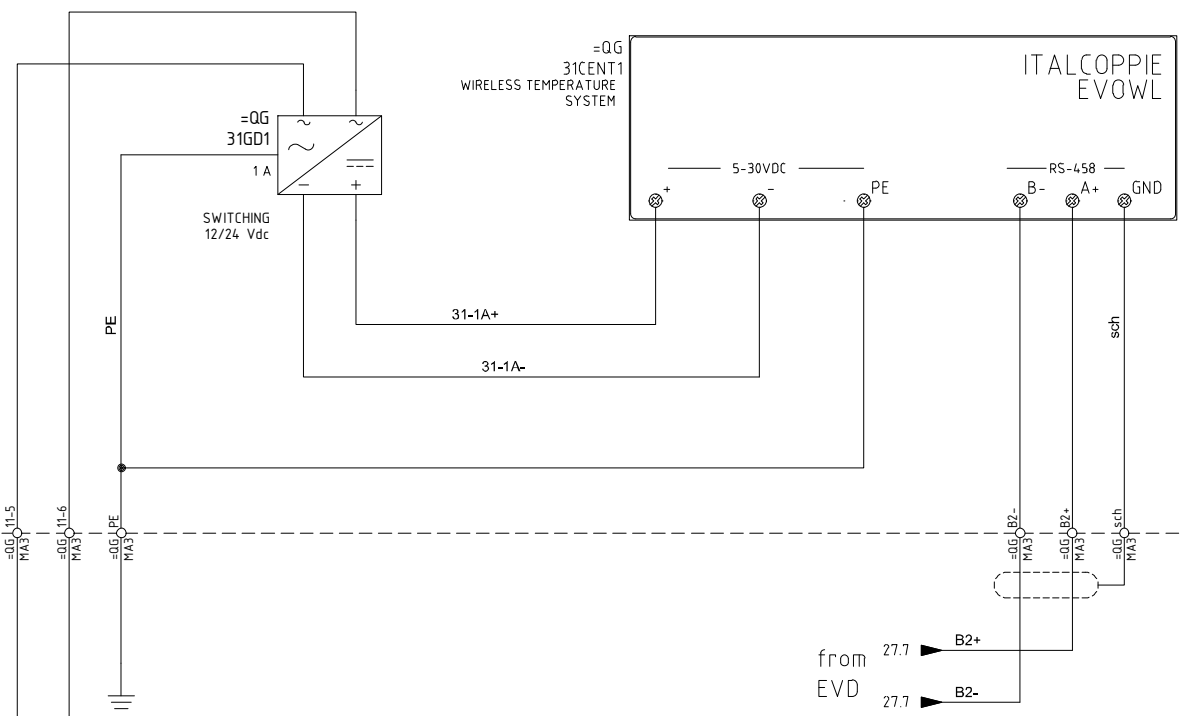
T1 / T2
 Q.E. ABBATTITORE
VALVOLA ELETTRONICA
Elektronisches Expansionsventil / Electronic valve

MAT :	
COM :	A0001443
FILE :	A0001443.DWG

27
FG 31
F.S.

WIRELESS CORE TEMPERATURE PROBES
 SONDE DI TEMPERATURA INTERNA WIRELESS
 KABELLOSER KERNTemperaturFUEHLER

OPTIONAL
 OPZIONALE



11.4 11-6
 11.3 11-5

from 27.7 B2+
 EVD 27.7 B2-



NUOVAIR S.R.L. - P.IVA: 04839590264
 31020 San Vendemiano - Treviso - Italy
 INFO@NUOVAIR.COM - WWW.NUOVAIR.COM

DATE	28/02/2023
DESIGNER	M.MASO
CHECKED	
APPROVED	

T1 / T2
 Q.E. ABBATTITORE
 SONDA WIRELESS
 Drahtlose Sonde / Wireless probe

MAT :	
COM :	A0001443
FILE :	A0001443.DWG

31
 FG 32
 F.S.

=QG - MP1

MORSETTIERA DI POTENZA / POWER TERMINAL BLOCK / LEISTUNGSKLEMMLEISTE

N	⊙
L1	⊙
L2	⊙
L3	⊙
13-1U	⊙
13-1V	⊙
13-1W	⊙
13-2U	⊙
13-2V	⊙
13-2W	⊙

- =QG - 10QS1 - MAIN - SWITCH - HAUPTSCHALTER
- =QG - 10QS1 - MAIN - SWITCH - HAUPTSCHALTER
- =QG - 10QS1 - MAIN - SWITCH - HAUPTSCHALTER
- =QG - 10QS1 - MAIN - SWITCH - HAUPTSCHALTER
- =A1 - 13EV1 - EVAP.FAN 1/2 - VERDAMPFERLUEFTER 1/2
- =A1 - 13EV1 - EVAP.FAN 1/2 - VERDAMPFERLUEFTER 1/2
- =A1 - 13EV1 - EVAP.FAN 1/2 - VERDAMPFERLUEFTER 1/2
- =A2 - 13EV3 - EVAP.FAN 3/4 - VERDAMPFERLUEFTER 3/4
- =A2 - 13EV3 - EVAP.FAN 3/4 - VERDAMPFERLUEFTER 3/4
- =A2 - 13EV3 - EVAP.FAN 3/4 - VERDAMPFERLUEFTER 3/4

=QG - MP3

MORSETTIERA DI POTENZA 230V / POWER TERMINAL BLOCK 230V / LEISTUNGSKLEMMLEISTE 230 V

11-3	⊙
11-4	⊙
11-5	⊙
11-7	⊙
11-10	⊙
20-1	⊙
N04	⊙
N05	⊙
N06	⊙

- =A1 - 11R1 - DOOR - HEATERS - TUERRAHMENHEIZUNG
- =A1 - 11R1 - DOOR - HEATERS - TUERRAHMENHEIZUNG
- =A1 - 11V1 - SANITIZER - HYGIENESYSTEM
- =A1 - 11V1 - SANITIZER - HYGIENESYSTEM
- =A1 - 18YV1 - SOLENOID VALVE - MAGNETVENTIL
- =A1 - 18YV1 - SOLENOID VALVE - MAGNETVENTIL
- =A1 - 26HL1 - GREEN LIGHT
- =A1 - 26HL2 - ORANGE LIGHT
- =A1 - 26HA2 - BUZEER END CYCLE



NUOVAIR
INNOVATION FOR REFRIGERATION

NUOVAIR S.R.L. - P.IVA: 04839590264
31020 San Vendemiano - Treviso - Italy
INFO@NUOVAIR.COM - WWW.NUOVAIR.COM

DATE	28/02/2023
DESIGNER	M.MASO
CHECKED	
APPROVED	

T1 / T2
Q.E. ABBATTITORE
MORSETTIERE
Klemmleiste / Terminal Blocks

MAT :	
COM :	A0001443
FILE :	A0001443.DWG

32
FG. 33
F.S.

=QG - MA1

MORSETTIERA INTERFACCIAMENTO UNITA' ESTERNA
COMMUNICATION CONNECTION WITH REMOTE COND.UNIT
KLEMMLEISTE STEUERLEITUNG ZUM EXTERNEN AGGREGAT

11-11	⊖	=U1 COMMON FOR STATUS - CONDENSING UNIT - STATUS EXTERENS AGGREGAT
18-2	⊖	=U1 - KL5 - STATUS - CONDENSING UNIT - STATUS EXTERENS AGGREGAT
18-3	⊖	=U1 - KL2 - HIGH PRESSURE - ALARM - HOCHDRUCK ALARM
18-4	⊖	=U1 - KL3 - LOW PRESSURE - ALARM - NIEDERDRUCK ALARM
18-5	⊖	=U1 - K4 - COMPRESSOR - ALARM - KOMPRESSOR ALARM
18-6	⊖	=U1 - KL6 - COMPRESSOR START - RELAY - RELAIS START EXTERNES AGGREGAT
11-10	⊖	=U1 - KL6 - COMPRESSOR START - RELAY - RELAIS START EXTERNES AGGREGAT



NUOVAIR
INNOVATION FOR REFRIGERATION

NUOVAIR S.R.L. - P.IVA: 04839590264
31020 San Vendemiano - Treviso - Italy
INFO@NUOVAIR.COM - WWW.NUOVAIR.COM

DATE	28/02/2023
DESIGNER	M.MASO
CHECKED	
APPROVED	

T1 / T2
Q.E. ABBATITORE
MORSETTIERE
Klemmleiste / Terminal Blocks

MAT :
COM : A0001443
FILE : A0001443.DWG

33
FG. 34
F.S.

=QG - MA2

MORSETTIERA AUSILIARI / AUXILIARY TERMINALS / HILFSKLEMMLEISTE

A
B
C
D
E
F

A
B
C
D
E
F

PE	○
22-1	○
22-2	○
22-3	○
22-4	○
PE	○
PE	○
22-5	●
22-6	○
22-5	●
22-7	○
22-8	○
10-1A0	●
22-9	○
10-1A0	●
22-10	○
10-1A0	●
22-11	○
10-1A0	●
23-5	○
23-6	○
23-7	○
23-8	○
ID9	○
25-1	●
25-1	●
10-3A24	○
ID10	○
25-2	●
25-2	●
10-3A24	○
ID13	○
25-5	●
25-5	●
10-3A24	○

- =A1 - 22T1 - AIR PROBE
- =A1 - 22T2 - EVAPORATOR PROBE - RAUMTEMPERATURFUEHLER
- =A1 - 22T3 - HEATER PROBE - HEIZUNGSFUEHLER (OPTIONAL)
- =A1 - 22T3 - HEATER PROBE - HEIZUNGSFUEHLER (OPTIONAL)
- =A1 - 22BP1 - LOW PRES. TRASD. - NIEDERDRUCKTRANSMITTER -1/24
- =A1 - 22BP1 - LOW PRES. TRASD. - NIEDERDRUCKTRANSMITTER -1/24
- =A1 - 22BP1 - LOW PRES. TRASD. - NIEDERDRUCKTRANSMITTER -1/24
- =A1 - 22BP2 - HIGH PRES. TRASD. - HOCHDRUCKTRANSMITTER 0-30
- =A1 - 22BP2 - HIGH PRES. TRASD. - HOCHDRUCKTRANSMITTER 0-30
- =A1 - 22V1 - 0..10V EVAP.FAN 1/2/3/4 - VERDAMPFERLUEFTER 1/2/3/4
- =A1 - 22V1 - 0..10V EVAP.FAN 1/2/3/4 - VERDAMPFERLUEFTER 1/2/3/4
- =A2 - 22V2 - 0..10V EVAP.FAN 5/6/7/8 - VERDAMPFERLUEFTER 5/6/7/8
- =A2 - 22V2 - 0..10V EVAP.FAN 5/6/7/8 - VERDAMPFERLUEFTER 5/6/7/8
- =A3 - 22V3 - 0..10V HEATERS OPT.- HEIZUNG OPT
- =A3 - 22V3 - 0..10V HEATERS OPT.- HEIZUNG OPT
- =A4 - 22V4 - 0..10V INVERTER COMP.OPTIONAL - (INVERTER F. KOMPRESSOR)
- =A4 - 22V4 - 0..10V INVERTER COMP.OPTIONAL - (INVERTER F. KOMPRESSOR)
- =A1 - 23T1 - CORE - PROBE 1 - KERNTemperaturFUEHLER 1
- =A1 - 23T2 - CORE - PROBE 2 (OPT.) - KERNTemperaturFUEHLER 2 (OPT)
- =A1 - 23T3 - CORE - PROBE 3 (OPT.) - KERNTemperaturFUEHLER 3 (OPT)
- =A1 - 23T1 - CORE - PROBE 1 - KERNTemperaturFUEHLER 1
- =E1 - 25S1 - EVAP.FAN MICRO SWITCH 1 - LUEFTERTUER-KONTAKTSCHALTER 1
- =E1 - 25S1 - EVAP.FAN MICRO SWITCH 1 - LUEFTERTUER-KONTAKTSCHALTER 1
- =E1 - 25S2 - EVAP.FAN MICRO SWITCH 2 - LUEFTERTUER-KONTAKTSCHALTER 2
- =E1 - 25S2 - EVAP.FAN MICRO SWITCH 2 - LUEFTERTUER-KONTAKTSCHALTER 2
- =E2 - 25S3 - EVAP.FAN MICRO SWITCH 3 - LUEFTERTUER-KONTAKTSCHALTER 3
- =E2 - 25S3 - EVAP.FAN MICRO SWITCH 3 - LUEFTERTUER-KONTAKTSCHALTER 3
- =E2 - 25S4 - EVAP.FAN MICRO SWITCH 4 - LUEFTERTUER-KONTAKTSCHALTER 4
- =E2 - 25S4 - EVAP.FAN MICRO SWITCH 4 - LUEFTERTUER-KONTAKTSCHALTER 4
- =E1 - 25S7 - DOOR MICRO SWITCH 1 - TUERKONTAKTSCHALTER 1
- =E1 - 25S7 - DOOR MICRO SWITCH 1 - TUERKONTAKTSCHALTER 1
- =E1 - 25S8 - DOOR MICRO SWITCH 2 - TUERKONTAKTSCHALTER 2
- =E1 - 25S8 - DOOR MICRO SWITCH 2 - TUERKONTAKTSCHALTER 2

27-1	○
27-2	○
27-3	○
27-4	○
PE	○
27-7	○
27-8	○
27-9	○
27-10	○

- =E1 - 27BP1 - LOW PRES. TRASD.1 -0,5/7 bar - NIEDERDRUCKTRANSMITTER 1 -0,5/7 bar
- =E1 - 27BP1 - LOW PRES. TRASD.1 -0,5/7 bar - NIEDERDRUCKTRANSMITTER 1 -0,5/7 bar
- =E2 - 27T2 - EVAP. PROBE EXP 1 - VERDAMPFERFUEHLER 1
- =E1 - 27T1 - EVAP. PROBE EXP 1 - VERDAMPFERFUEHLER 1
- =E1 - 27YV1 - ELEC.EXP VALVE 1 - ELEKTRONISCHES EXPANSIONSVENTIL 1
- =E1 - 27YV1 - ELEC.EXP VALVE 1 - ELEKTRONISCHES EXPANSIONSVENTIL 1
- =E1 - 27YV1 - ELEC.EXP VALVE 1 - ELEKTRONISCHES EXPANSIONSVENTIL 1
- =E1 - 27YV1 - ELEC.EXP VALVE 1 - ELEKTRONISCHES EXPANSIONSVENTIL 1



NUOVAIR S.R.L. - P.IVA: 04839590264
 31020 San Vendemiano - Treviso - Italy
 INFO@NUOVAIR.COM - WWW.NUOVAIR.COM

DATE	28/02/2023
DESIGNER	M.MASO
CHECKED	
APPROVED	

T1 / T2
 Q.F. ABBATTITORE
 MORSETTIERE
 Klemmleiste / Terminal Blocks

MAT :		34
COM :	A0001443	FG 35
FILE :	A0001443.DWG	F.S.

0 1 2 3 4 5 6 7 8 9

=QG - MA3

PREDISPOSIZIONE PER WIRELESS TEMPERATURE SYSTEM / PREDISPOSITION FOR WIRELESS TEMPERATURE SYSTEM / KLEMMLEISTE FUER SCHNURLOSEN KT-FUEHLER

11-5	○
11-6	○
PE	○
B2-	○
B2+	○
sch	○

=QG - 31CENT1 - WIRELESS TEMPERATURE - SYSTEM - KABELLOSER KERNTemperaturFUEHLER
=QG - 31CENT1 - WIRELESS TEMPERATURE - SYSTEM - KABELLOSER KERNTemperaturFUEHLER
=QG - 31CENT1 - WIRELESS TEMPERATURE - SYSTEM - KABELLOSER KERNTemperaturFUEHLER
=QG - 31CENT1 - WIRELESS TEMPERATURE - SYSTEM - KABELLOSER KERNTemperaturFUEHLER
=QG - 31CENT1 - WIRELESS TEMPERATURE - SYSTEM - KABELLOSER KERNTemperaturFUEHLER
=QG - 31CENT1 - WIRELESS TEMPERATURE - SYSTEM - KABELLOSER KERNTemperaturFUEHLER



NUOVAIR
INNOVATION FOR REFRIGERATION

NUOVAIR S.R.L. - P.IVA: 04839590264
31020 San Vendemiano - Treviso - Italy
INFO@NUOVAIR.COM - WWW.NUOVAIR.COM

DATE	28/02/2023
DESIGNER	M.MASO
CHECKED	
APPROVED	

T1 / T2
Q.E. ABBATTITORE
MORSETTIERE
Klemmleiste / Terminal Blocks

MAT :
COM : A0001443
FILE : A0001443.DWG

35
FG. 36
F.S.

Nome/Item	Tipo/Type	Descrizione/Description	Costruttore/Marke	Quadro/Board	Fg/Sh	Q.ta/Q.ty
10QF1	2133710	Interr. Automatico C4 2P 10Ka	ITALWEBER	=QG	10	1
10QF2	2131708	Interr. Automatico C2 1P 10Ka	ITALWEBER	=QG	10	1
10QF3	2131708	Interr. Automatico C2 1P 10Ka	ITALWEBER	=QG	10	1
10QF4	2131708	Interr. Automatico C2 1P 10Ka	ITALWEBER	=QG	10	1
10QS1	194E-A25-1753 194L-HE6N-175 194L-G3393 194E-A25-NP	Interruttore 25 A 0-1, 3 poli montaggio a fondo Finitura N, 64x64 mm 0-1 per 194E / 194L Prolunga albero metallica 110, 235mm per 194E-A / 194L-A 4. polo NP per 25 A per 194E-A	Rockwell Automation Rockwell Automation Rockwell Automation Rockwell Automation	=QG	10	1 1 1 1
10T1	ZETA-TRA00002		Zago Power	=QG	10	1
10T2	ZE0000160039	Trasformatore 230-400/24 160VA	Zeta Electric	=QG	10	1
11QF1	2191121	Interr. Autom. C6 1P+N 6Ka 1 Mod.	ITALWEBER	=QG	11	1
11QF2	2191121	Interr. Autom. C6 1P+N 6Ka 1 Mod.	ITALWEBER	=QG	11	1
11QF3	2131708	Interr. Automatico C2 1P 10Ka	ITALWEBER	=QG	11	1
11S1		Comandato dalla temperatura (termostato) NC		=QG	11	1
11S2		Comandato dalla temperatura (termostato) NO		=QG	11	1
13QF1	72738 82884	PKZM0-6,3 INTERRUTTORE PROTETTORE 6,3 A NHI-E-10-PKZ0 CONTATTI AUSILIARI	Eaton Eaton	=QG	13	1 1
13QF1	72738 82884	PKZM0-6,3 INTERRUTTORE PROTETTORE 6,3 A NHI-E-10-PKZ0 CONTATTI AUSILIARI	Eaton Eaton	=QG	17	1 1
13QF2	72738 82884	PKZM0-6,3 INTERRUTTORE PROTETTORE 6,3 A NHI-E-10-PKZ0 CONTATTI AUSILIARI	Eaton Eaton	=QG	13	1 1
13QF2	72738 82884	PKZM0-6,3 INTERRUTTORE PROTETTORE 6,3 A NHI-E-10-PKZ0 CONTATTI AUSILIARI	Eaton Eaton	=QG	17	1 1
17QF1		Interruttore automatico tripolare con sganciatori di sovraccarico termico ed elettromagnetico		=QG	17	1
18KA1	2906287 2900931	PLC-RSC-230UC/21AU Relè a vite RIF-1-BPT/2X21 - Prese relè	Phoenix Contact Phoenix Contact	=QG	18	1 1
18KA2	2906287 2900931	PLC-RSC-230UC/21AU Relè a vite RIF-1-BPT/2X21 - Prese relè	Phoenix Contact Phoenix Contact	=QG	18	1 1
18KA3	2906287 2900931	PLC-RSC-230UC/21AU Relè a vite RIF-1-BPT/2X21 - Prese relè	Phoenix Contact Phoenix Contact	=QG	18	1 1
18KA4	2906287 2900931	PLC-RSC-230UC/21AU Relè a vite RIF-1-BPT/2X21 - Prese relè	Phoenix Contact Phoenix Contact	=QG	18	1 1
20GD1	HDR-15-24	Alimentatore per guida DIN, 86%, 24V, 630mA, 15 2W, Regolabile	Meanwell	=QG	20	1
21CENT1	PGD TOUCH7 - C3000277	CENTRALINA	Carel	=QG	21	1
22CENT1	cPCO MEDIUM - P+500 SEA000M0		Carel	=QG	22	1
22KA1	1109546	REL-MR-BL - 24AC/21-21 - Relè singolo	Phoenix Contact	=QG	22	1
26HA1	10700075	cicalino ottico-acustico	Werma	=QG	26	1
26HA2		Sirena		=QG	26	1
26HL1		Segnalazione luminosa		=QG	26	1



NUOVAIR
INNOVATION FOR REFRIGERATION

NUOVAIR S.R.L. - P.IVA: 04839590264
31020 San Vendemiano - Treviso - Italy
INFO@NUOVAIR.COM - WWW.NUOVAIR.COM

DATE	28/02/2023
DESIGNER	M.MASO
CHECKED	
APPROVED	

T1 / T2
Q.E. ABBATTITORE
DISTINTA MATERIALI
Stückliste / Part list

MAT :
COM : A0001443
FILE : A0001443.DWG

36
FG 37
F.S.

Nome/Item	Tipo/Type	Descrizione/Description	Costruttore/Marke	Quadro/Board	Fg/Sh	Q.ta/Q.ty
26HL2		Segnalazione luminosa		=QG	26	1
26KA1	2900931 1109546	RIF-1-BPT/2X21 - Prese relè REL-MR-BL- 24 AC/21-21 - Relè singolo	Phoenix Contact Phoenix Contact	=QG	26	1 1
26KA2	2900931 1109546	RIF-1-BPT/2X21 - Prese relè REL-MR-BL- 24 AC/21-21 - Relè singolo	Phoenix Contact Phoenix Contact	=QG	26	1 1
26KA3	2900931 1109546	RIF-1-BPT/2X21 - Prese relè REL-MR-BL- 24 AC/21-21 - Relè singolo	Phoenix Contact Phoenix Contact	=QG	26	1 1
26KM1	276729	DILM9-01(24V50/60HZ) CONT POT 4KW 1NC	Eaton	=QG	26	1
27CENT1	EVD	CENTRALINA	CAREL	=QG	27	1
31CENT1	EVOWL	CENTRALINA	ITALCOPPIE	=QG	31	1
31GD1		ALIMENTATORE		=QG	31	1
4HA1				=QG	4	1
8KM1		Bobina contattore		=QG	11	1



NUOVAIR
INNOVATION FOR REFRIGERATION

NUOVAIR S.R.L. - P.IVA: 04839590264
31020 San Vendemiano - Treviso - Italy
INFO@NUOVAIR.COM - WWW.NUOVAIR.COM

DATE	28/02/2023
DESIGNER	M.MASO
CHECKED	
APPROVED	

T1 / T2
Q.E. ABBATTITORE

MAT :
COM : A0001443
FILE : A0001443.DWG

37
FG /
F.S.

Finanzen/Service
28307 Bremen
Thalendorststraße 15
Tel.+49 421 48557-0
Fax+49 421 488650
bremen@nordcap.de

Vertrieb Ost
12681 Berlin
Wolfener Straße 32/34, Haus K
Tel.+49 30 936684-0
Fax+49 30 936684-44
berlin@nordcap.de

Vertrieb West
40699 Erkrath
Max-Planck-Straße 30
Tel.+49 211 540054-0
Fax+49 211 540054-54
erkrath@nordcap.de

Vertrieb Nord
21079 Hamburg
Großmoorbogen 5
Tel.+49 40 766183-0
Fax+49 40 770799
hamburg@nordcap.de

Vertrieb Süd
55218 Ingelheim
Hermann-Bopp-Straße 4
Tel.+49 6132 7101-0
Fax+49 6132 7101-20
ingelheim@nordcap.de



www.nordcap.de