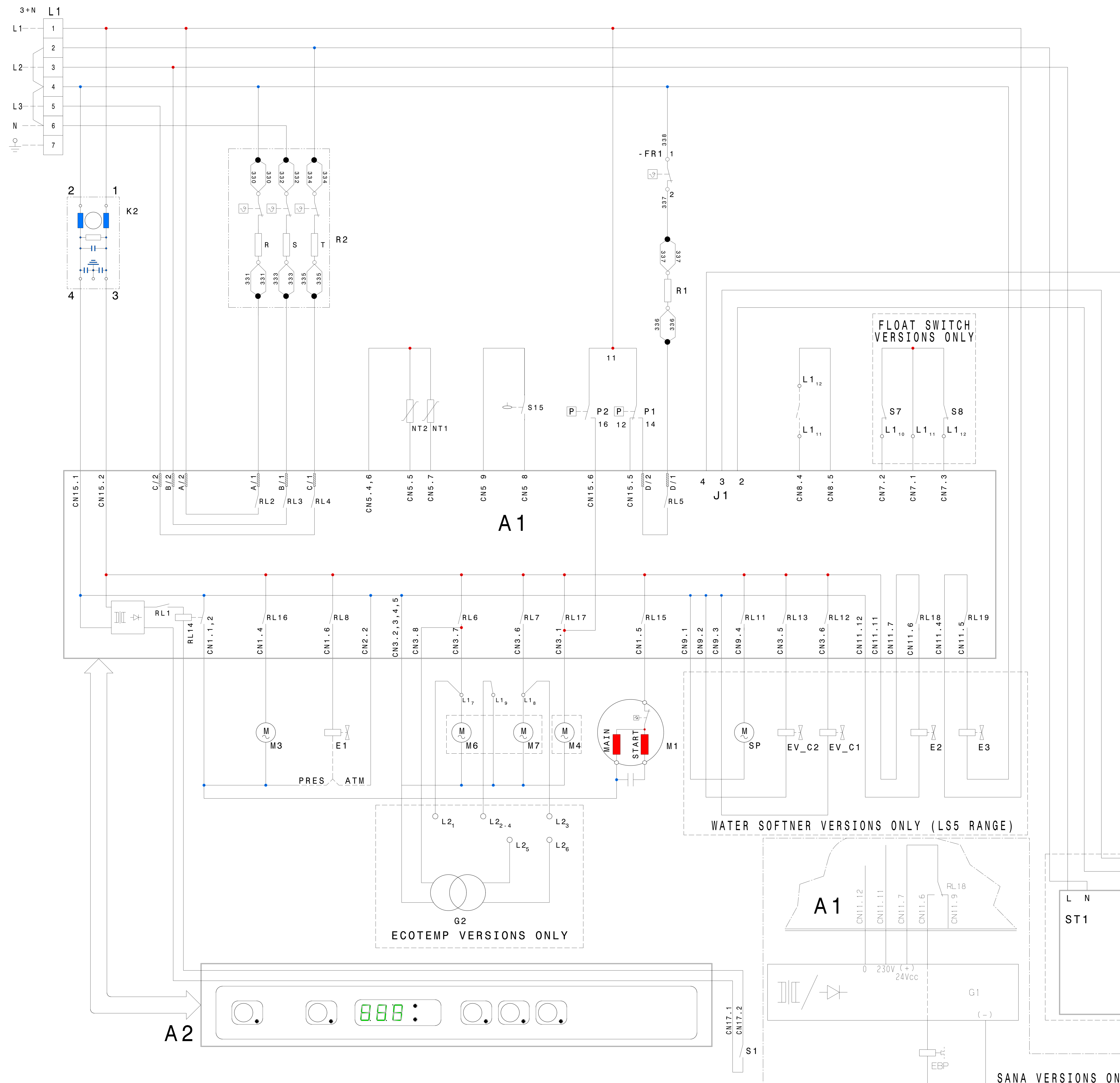


# Schaltplan

## Geschirrspülmaschine **ZLAI3G**

[Art. 406502729]





- A1 MAIN BOARD
- A2 USER INTERFACE
- A3 WATER SOFTENER ELECTRICAL BOARD
- C1 WASH PUMP CONTACTOR
- CP WASH PUMP CONNECTOR
- E1 WATER LOAD SOLENOID VALVE
- E2 BRINE SOLENOID VALVE
- E3 RESIN WASH SOLENOID VALVE
- E5 SALT CONTAINER SOLENOID VALVE
- E6-E7-E8-E9 WATER SOFTENER SOLENOID VALVES
- EBP DOOR LOCK DEVICE
- EV\_C1/EV\_C2 LOW PRESSURE SOLENOID VALVES
- FR1 PROTECTION TANK HEATING ELEMENT
- G1 DC POWER SUPPLY
- K1 R.F.I. FILTERS
- L1 TERMINAL BLOCK
- L1/7-9 DETERGENT DISPENSER CONNECTING TERMINALS
- L1/8-9 RINSE AID DISPENSER CONNECTING TERMINALS
- L1/11-12 ENERGY PEAK CONTROLLER TERMINALS
- L2 AUXILIARY TERMINAL BLOCK
- L3 HACCP CONNECTION
- M1 WASH PUMP
- M3 RINSE PUMP
- M4 DRAIN PUMP
- M6 DETERGENT DISPENSER
- M7 RINSE AID DISPENSER
- NT1 NTC - TANK TEMPERATURE SENSOR
- NT2 NTC - BOILER TEMPERATURE SENSOR
- NT3 WATER SOFTENER TEMPERATURE SENSOR
- P1,2 PRESSURE SWITCH  
P1: TANK LEVEL  
P2: OVERFLOW
- R1 TANK HEATING ELEMENT
- R2 BOILER HEATING ELEMENT
- S1 DOOR SWITCH
- S7 DETERGENT FLOAT SWITCH
- S8 RINSE AID FLOAT SWITCH
- S9 FLOWMETER
- S10-S11-S12-S13-S14 WATER SOFTENER CONDUCTIVITY SENSORS
- S15 BOILER LEVEL SENSOR
- S16 REGENERATION LEVEL SENSOR
- SFC-6 FERRITE
- SFC-10 FERRITE
- SP SALT RECEPTACLE DRAIN PUMP

This drawing contains confidential information and is the property of  
 ELECTROLUX PROFESSIONAL, Valmonastero, Italy, without whose permission  
 it is not to be reproduced, copied, or transmitted in any form or by any means  
 and it is to be returned to the originator immediately after use.  
 PROFESSIONAL, Valmonastero, Italy, which is responsible for the drawing.

PTEGA SU 650 UP PTEGA GIU 650 DOWN  
 SUPERFICIO IN VISTA VISIBILE SUPERFICIES

RoHS 2011/65/EU  
 IL COMPONENTE DEVE ESSERE CONFORME ALLA DIRETTIVA COMPLIANT TO STANDARDS

WATER SOFTNER VERSIONS ONLY (LS6 - WT30 RANGE)

ST1 ST8 ST5

L N 5 4 3

E5

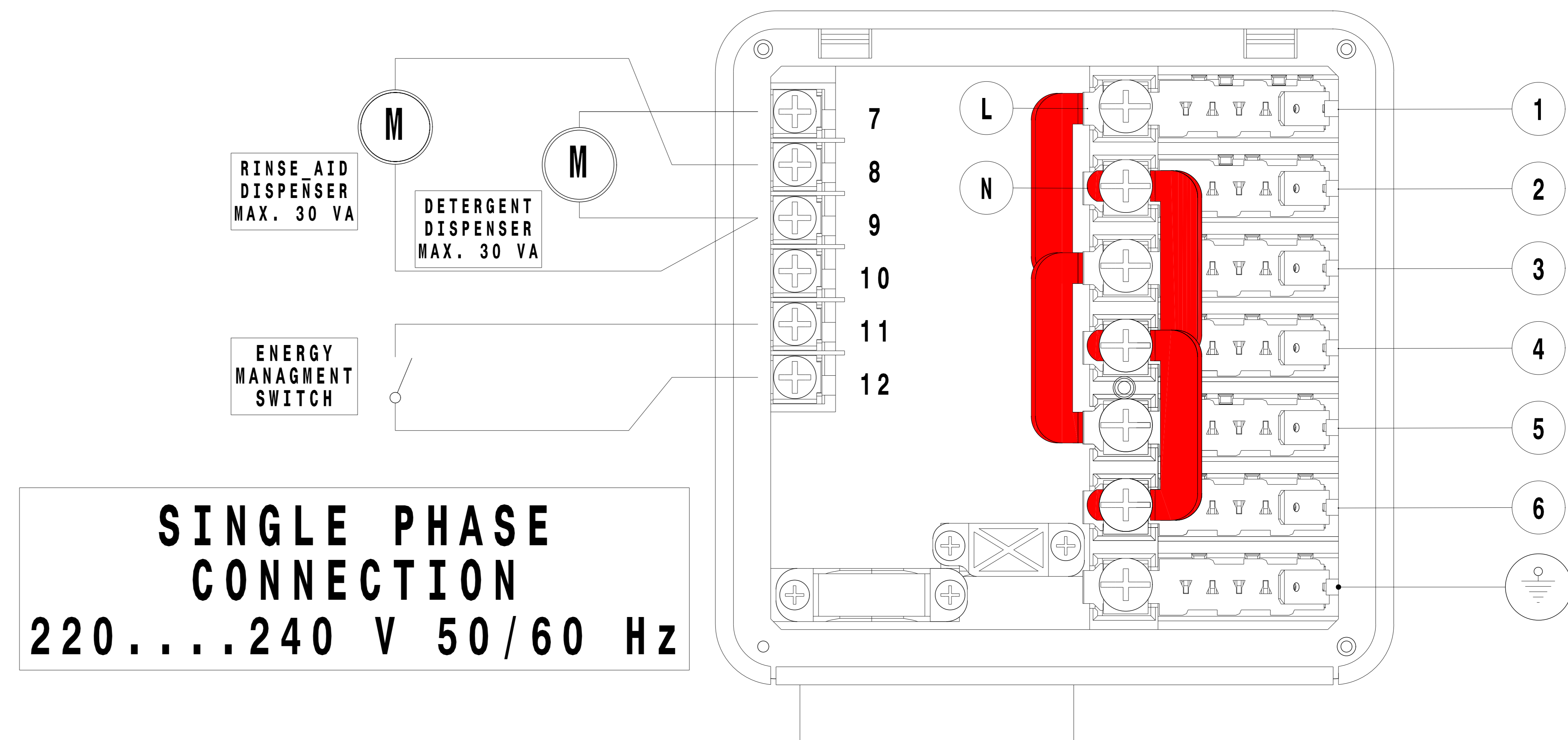
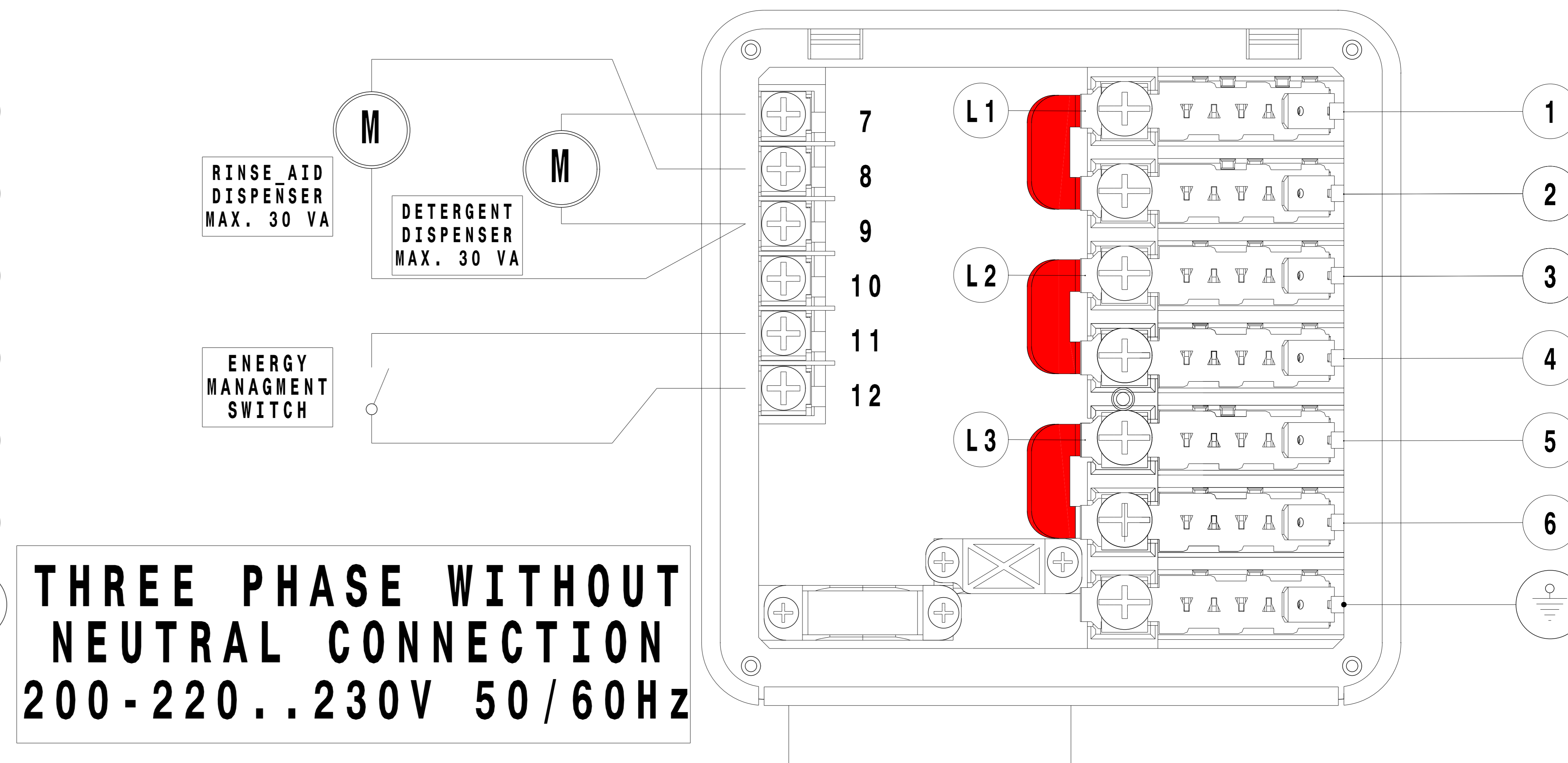
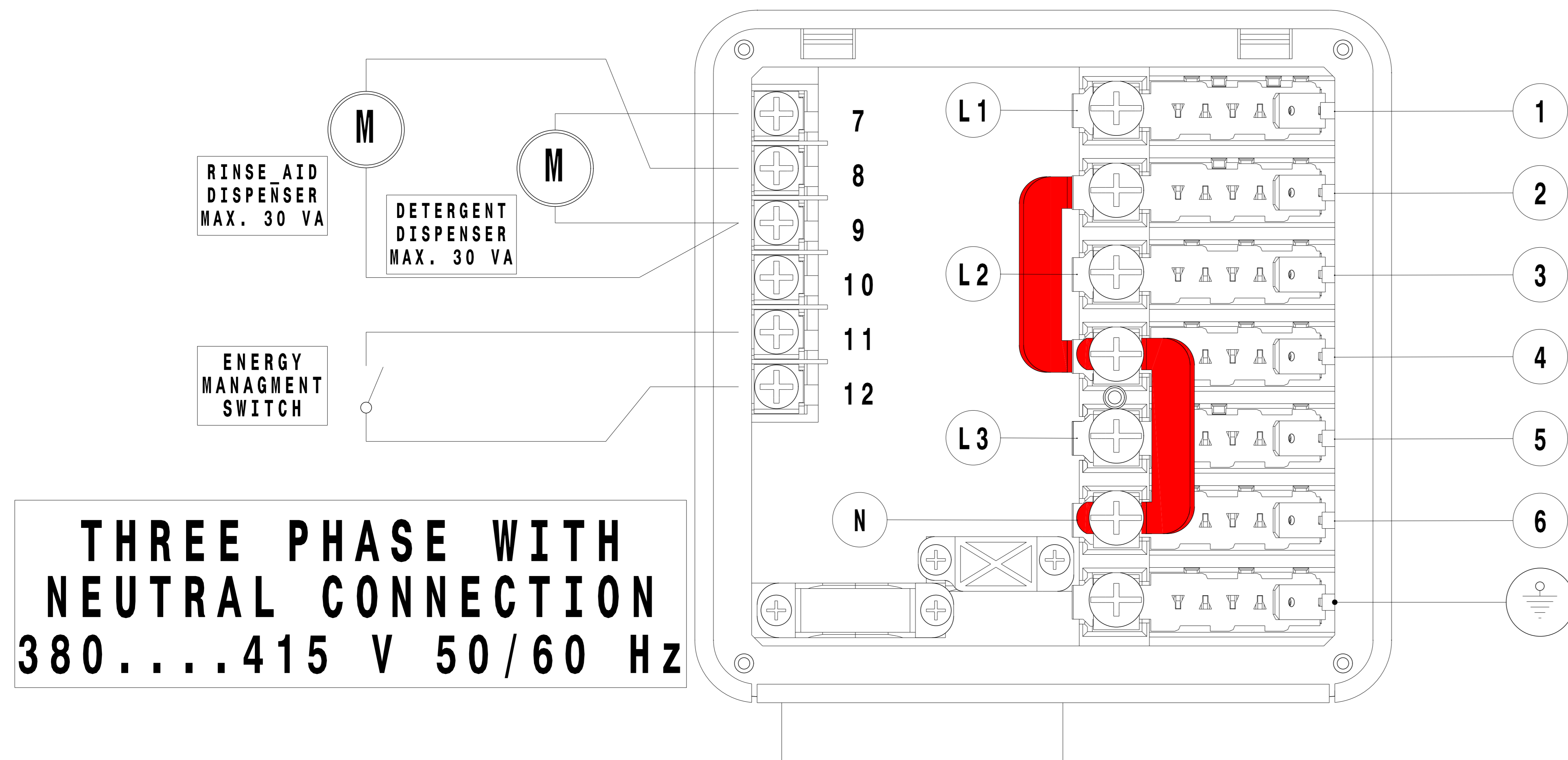
D 107 MODIFICA CONNESSIONE CAVO DI TERRA ALLA USER A2	RADI L. BARBIERI 19/07/2009	PROCALE	DATE 26/05/2015
C 061 INSERITO VALVOLA PER PROTEZIONE RESISTENZA VASCA	RADI L. BARBIERI 26/05/2015		
051 TUBO FILTRO TRIFASE KI	RADI F. MORETTO 11/04/2015	ORNI L. Barbieri	
054 MODIFICATI CONNETTORI PER LE CONNESSIONI ALLE RESISTENZE	RADI F. MORETTO 12/12/2010	ORNI	
053 MODIFICATI CONNETTORI PER LE CONNESSIONI ALLA	RADI L. BARBIERI 04/12/2008	ORNI	
RESISTENZA VASCA DA TARGA A CERBIE			
MODIFICAZIONI	REG. 515m	DATE	APP. G. Moretto

SANA VERSIONS ONLY (LS6 RANGE)

Electrolux PROFESSIONAL  
Dishwashing

EUROPEAN METHOD 600625807 REV D





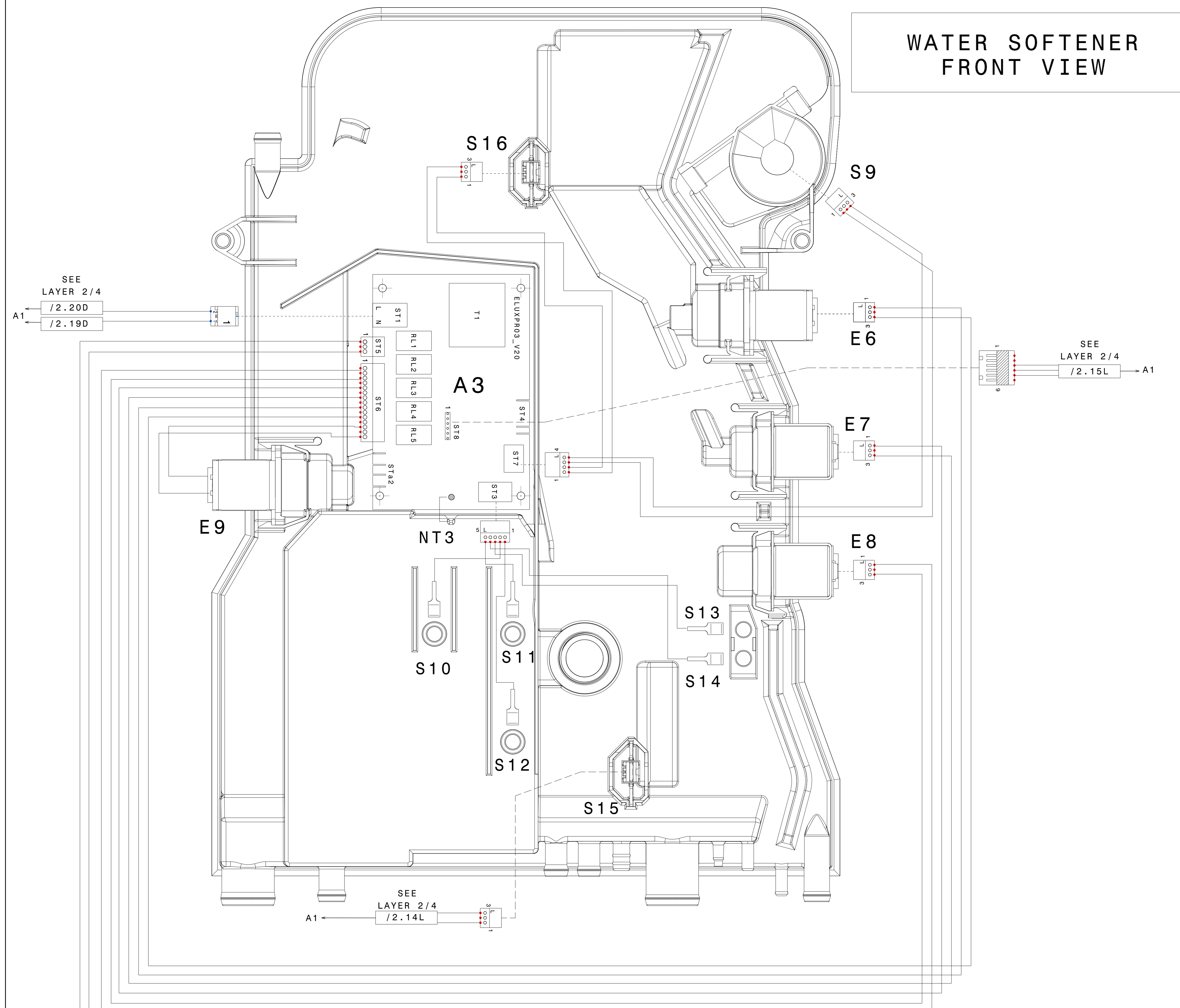
This drawing contains confidential information and is the property of  
 ELECTROLUX PROFESSIONAL, Valmonastero, Italy, without whose permission  
 it is not to be reproduced, stored in a retrieval system or used  
 in any form or by any means, electronic, mechanical, photocopying,  
 recording, scanning, copying, or otherwise, and it is to be returned to the  
 PROFESSIONAL, Valmonastero, Italy which is responsible for the drawing.

**RoHS**  
 2011/65/EU

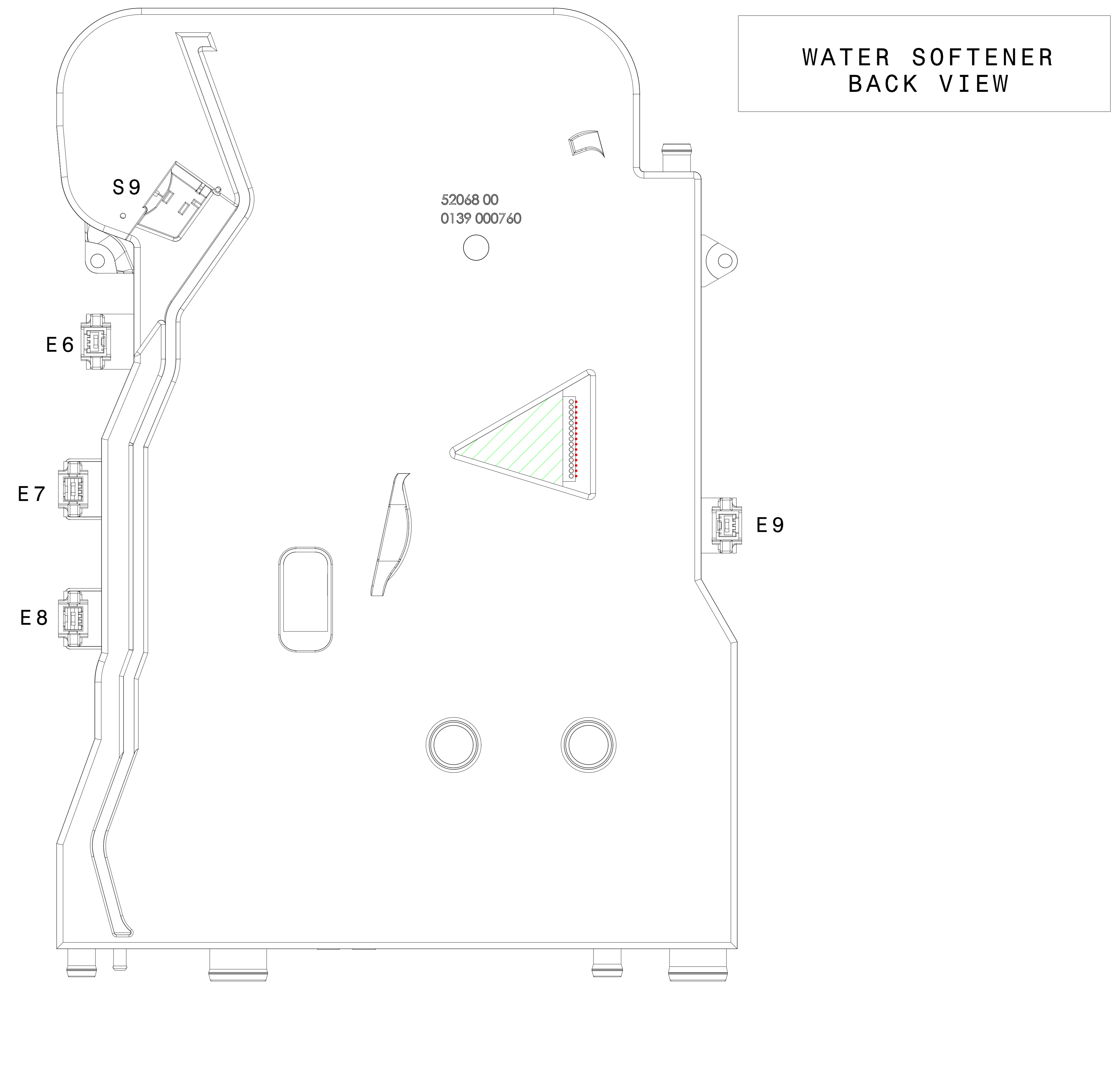
TI COMPONENTE DEVE ESSERE  
 CONFORME ALLA DIRETTIVA  
 THE COMPONENT MUST BE  
 COMPLIANT TO STANDARDS

PLEGA SU  
 BEND UP  
 PLEGA GIU  
 BEND DOWN

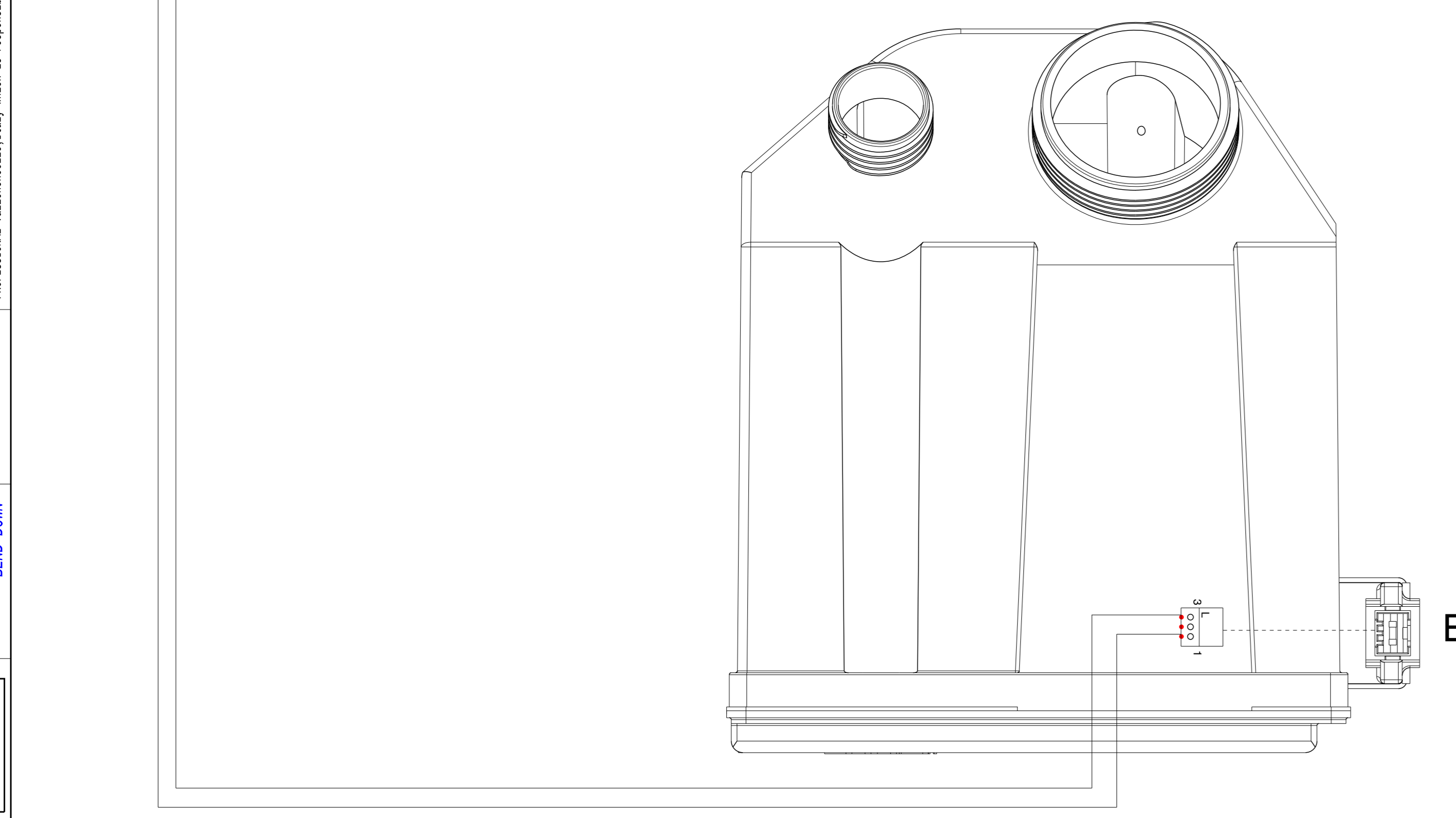
K M N P Q R S T U V W X Y Z AA AB AC AD AE AF AG AH AI AJ AK AL AM AN AO AP AQ AR AS AT AU AV AW AX AY AZ BA BB BC BD BE BF BG BH BI BJ BK BL BM BN BO BP BQ BR BS BT BU BV BW BX BY BZ CA CB CC CD CE CF CG CH CI CJ CK CL CM CN CO CP CQ CR CS CT CU CV CW CX CY CZ DA DB DC DD DE DF DG DH DI DJ DK DL DM DN DO DP DQ DR DS DT DU DV DW DX DY DZ EA EB EC ED EE EF EG EH EI EJ EK EL EM EN EO EP EQ ER ES ET EU EV EW EX EY EZ FA FB FC FD FE FF FG FH FI FJ FK FL FM FN FO FP FQ FR FS FT FU FV FW FX FY FZ GA GB GC GD GE GF GG GH GI GJ GK GL GM GN GO GP GQ GR GS GT GU GV GW GX GY GZ HA HB HC HD HE HF HG HH HI HJ HK HL HM HN HO HP HQ HR HS HT HU HV HW HX HY HZ IA IB IC ID IE IF IG IH II IJ IK IL IM IN IO IP IQ IR IS IT IU IV IW IX IY IZ JA JB JC JD JE JF JG JH JI JJ JK JL JM JN JO JP JQ JR JS JT JU JV JW JX JY JZ KA KB KC KD KE KF KG KH KI KJ KK KL KM KN KO KP KQ KR KS KT KU KV KW KX KY KZ LA LB LC LD LE LF LG LH LI LJ LK LL LM LN LO LP LQ LR LS LT LU LV LW LX LY LZ MA MB MC MD ME MF MG MH MI MJ MK ML MN MO MP MQ MR MS MT MU MV MW MX MY MZ NA NB NC ND NE NF NG NH NI NJ NK NL NM NO NP NQ NR NS NT NU NV NW NX NY NZ OA OB OC OD OE OF OG OH OI OJ OK OL OM ON OO OP OQ OR OS OT OU OV OW OX OY OZ PA PB PC PD PE PF PG PH PI PJ PK PL PM PN PO PP PQ PR PS PT PU PV PW PX PY PZ QA QB QC QD QE QF QG QH QI QJ QK QL QM QN QO QP QQ QR QS QT QU QV QW QX QY QZ RA RB RC RD RE RF RG RH RI RJ RK RL RM RN RO RP RQ RR RS RT RU RV RW RX RY RZ SA SB SC SD SE SF SG SH SI SJ SK SL SM SN SO SP SQ SR SS ST SU SV SW SX SY SZ TA TB TC TD TE TF TG TH TI TJ TK TL TM TN TO TP TQ TR TS TT TU TV TW TX TY TZ UA UB UC UD UE UF UG UH UI UJ UK UL UM UN UO UP UQ UR US UT UY UZ VA VB VC VD VE VF VG VH VI VJ VK VL VM VN VO VP VQ VR VS VT VU VV VW VX VY VZ WA WB WC WD WE WF WG WH WI WJ WK WL WM WN WO WP WQ WR WS WT WU WV WW WX WY WZ XA XB XC XD XE XF XG XH XI XJ XK XL XM XN XO XP XQ XR XS XT XU XV XW XX XY XZ YA YB YC YD YE YF YG YH YI YJ YK YL YM YN YO YP YQ YR YS YT YU YV YW YX YZ ZA ZB ZC ZD ZE ZF ZG ZH ZI ZJ ZK ZL ZM ZN ZO ZP ZQ ZR ZS ZT ZU ZV ZW ZX ZY ZZ	D 107 MODIFICA CONNESSIONE CAVO DI TERRA ALLA USER A2 C 061 INSERITO VILJON PER PROTEZIONE RESISTENZA VASCA (AVVIZIO/NOTA) OS1 TOLTO FILTRO TRIFASE KI OS4 MODIFICATI CONNETTORI PER LE CONNESSIONI ALLE RESISTENZE OS5 MODIFICATI CONNETTORI PER LE CONNESSIONI ALLA RESISTENZA VASCA DA TARGA A CERBIE MODIFICAZIONI	RAO L. BARBIERI 19/10/2010 RAO L. BARBIERI 26/05/2015 RAO F. MORETTO 11/10/2015 RAO F. MORETTO 02/12/2010 RAO L. BARBIERI 04/12/2010 REG. 0109 DATE APPR. G. Moretto	26/05/2015 L.Barbieri G. Moretto	
	MATERIAL: TREATMENT: SUPPLY SPECIFICATIONS N° DERIVED FROM N° REPLACES N°	DESCRIPTION SCHEMA ELETTRICO L55-L56	EUROPEAN METHOD 1 A	PART N° 600625807 REV D
	ESSENTE DA NAVIGARE E SPERIMENTARE FREE OF BURNS AND CUTTING EDGES	Electrolux PROFESSIONAL Dishwashing	1	2



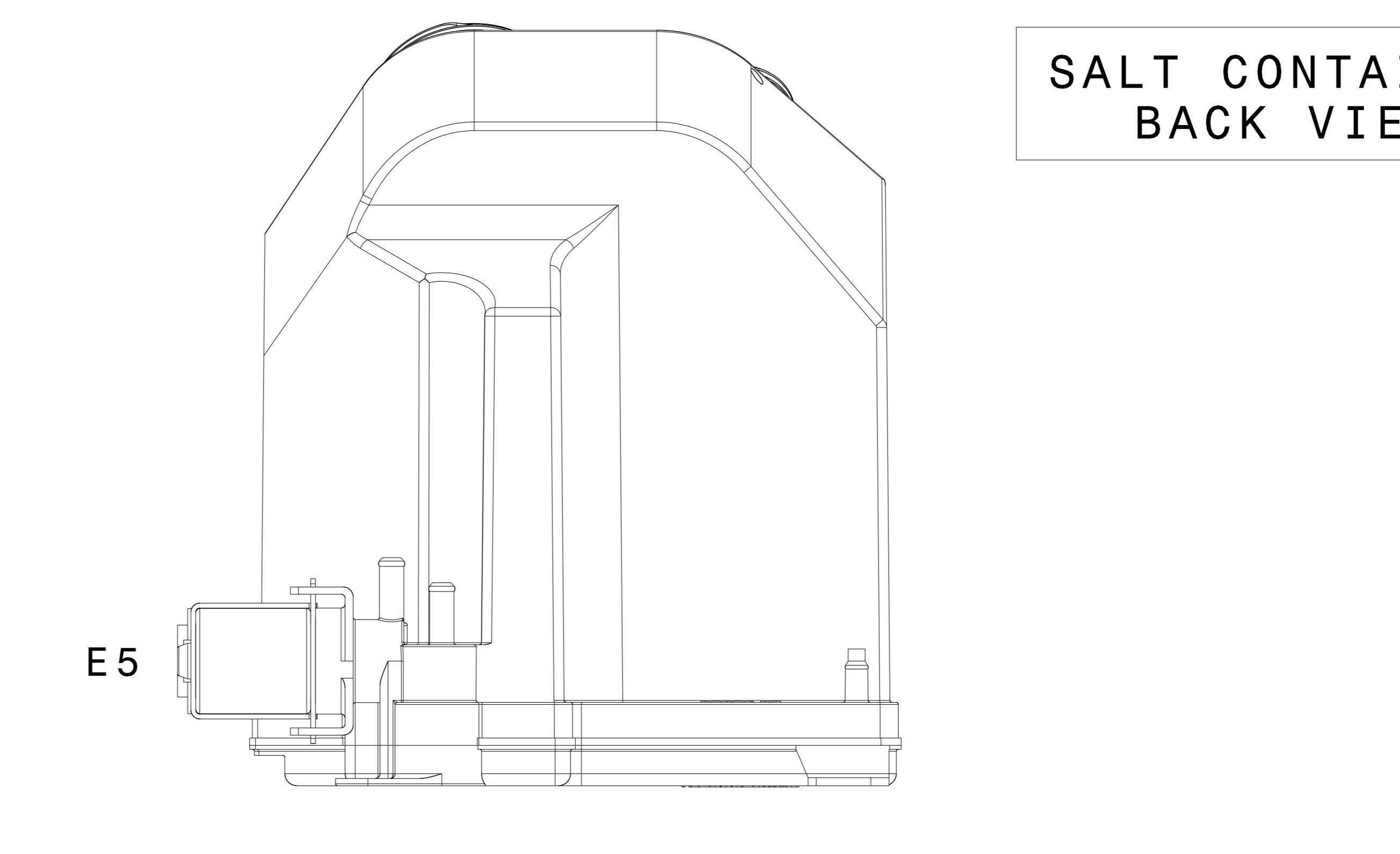
WATER SOFTENER  
FRONT VIEW



WATER SOFTENER  
BACK VIEW



SALT CONTAINER  
FRONT VIEW



SALT CONTAINER  
BACK VIEW

This drawing contains confidential information and is the property of  
 ELECTROLUX PROFESSIONAL, Valmonesterio, Italy, without whose permission  
 it is not to be reproduced, stored in a retrieval system or used  
 in any form or by any means, electronic, mechanical, photocopying, recording,  
 or by any information storage and retrieval system, without the prior written  
 permission of ELECTROLUX PROFESSIONAL, Valmonesterio, Italy which is responsible for the drawing.

**RoHS**  
 2011/65/EU

K C D M N P Q R S T U V W X Y Z AA AB AC AD AE AF AG AH AI AJ AK AL AM AN AO AP AQ AR AS AT AU AV AW AX AY AZ	D 107 MODIFICA CONNESSIONE CAVO DI TERRA ALLA USER A2	RAD L. BARBIERI	19/07/2009	PROCALE
	C 061 INSERITO VILVON PER PROTEZIONE RESISTENZA VASCA	RAD L. BARBIERI	26/05/2015	DATE
	051 TOLTO FILTRO TRIFASE KI	RAD F. MORETTO	11/04/2015	DATA
	044 MODIFICATI CONNETTORI PER LE CONNESSIONI ALLE RESISTENZE	RAD F. MORETTO	22/12/2010	DATA
053 MODIFICATI CONNETTORI PER LE CONNESSIONI ALLA	RAD L. BARBIERI	04/12/2008	DATA	
RESISTENZA VASCA DA TARGA A CERBIE	RAD L. BARBIERI	04/12/2008	DATA	
MODIFICAZIONI	REG. 515m	DATE	APPR. G. Moretto	
MATERIAL:				
TREATMENT:				
SUPPLY SPECIFICATIONS N°				
DERIVED FROM N°				
REPLACES N°				
ESSENTE DA NAVIGARE E SPITACOLE PAULIENI	1 A	DESCRIPTION	SCHEMA ELETTRICO LS5-LS6	
FREE OF BURRS AND CUTTING EDGES				
Electrolux PROFESSIONAL				
Dishwashing				
				600625807

NordCap GmbH & Co. KG  
Thalendorststraße 15  
28307 Bremen  
Hauptsitz (Service, Finanzen & Personal, Lager, IT, Marketing)

Telefon: +49 421 48557-0  
Telefax: +49 421 488650  
E-Mail: [bremen@nordcap.de](mailto:bremen@nordcap.de)

Die NordCap Verkaufsniederlassungen in Deutschland:

Nord: Hamburg • Ost: Berlin • Süd: Ingelheim • West: Erkrath

by **NordCap**<sup>®</sup>

**ZANUSSI**  
PROFESSIONAL