

RIVACOLD

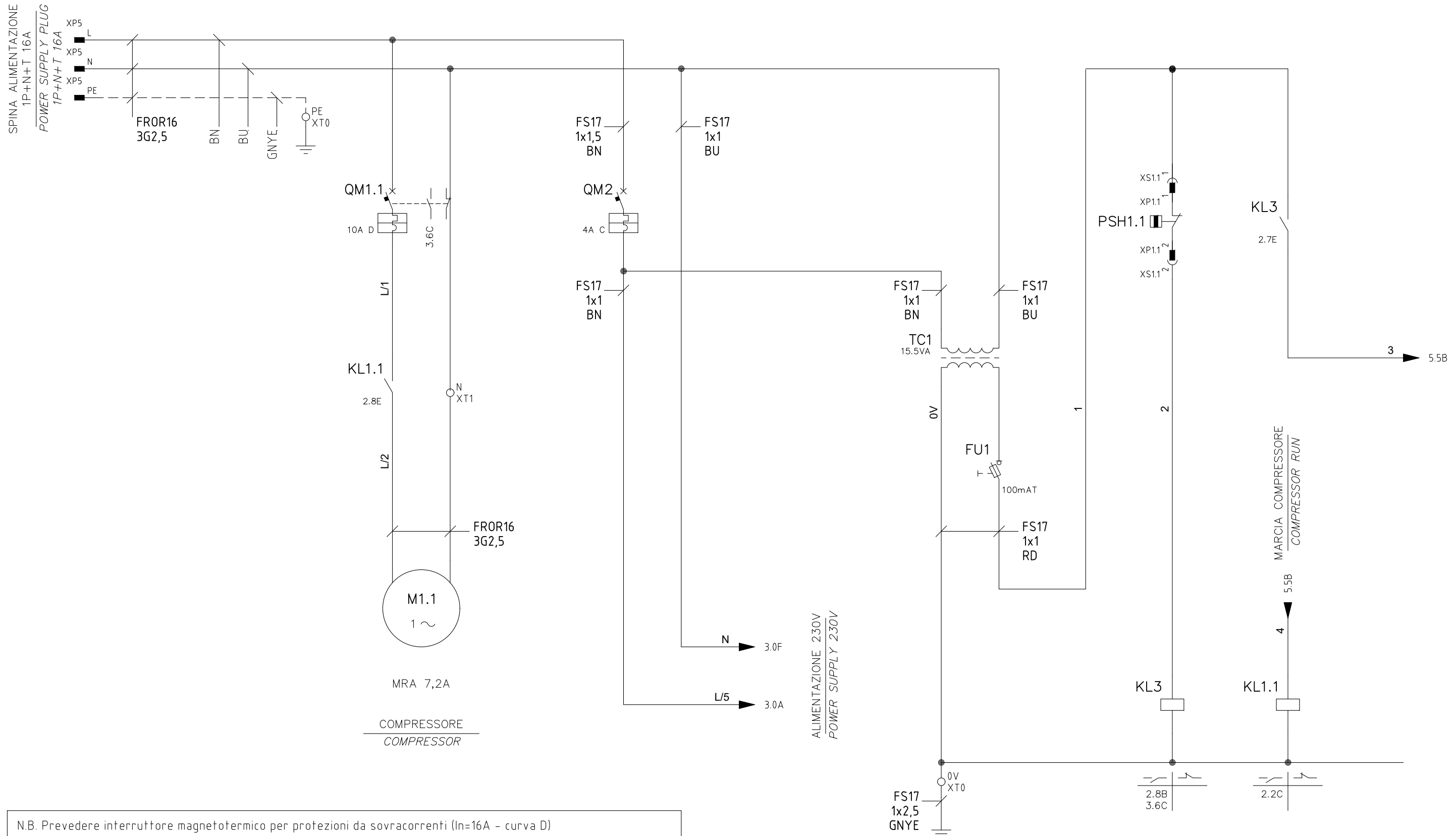
MASTERING COLD

Non è permesso consegnare a terzi o riprodurre questo documento né, utilizzare il contenuto o renderlo comunque noto a terzi senza la nostra autorizzazione esplicita. Ogni infrazione comporta il risarcimento dei danni subiti. E' fatta riserva di tutti i diritti derivati da brevetti o modelli.

PROGETTO
BANCA DIS.
TIPICO

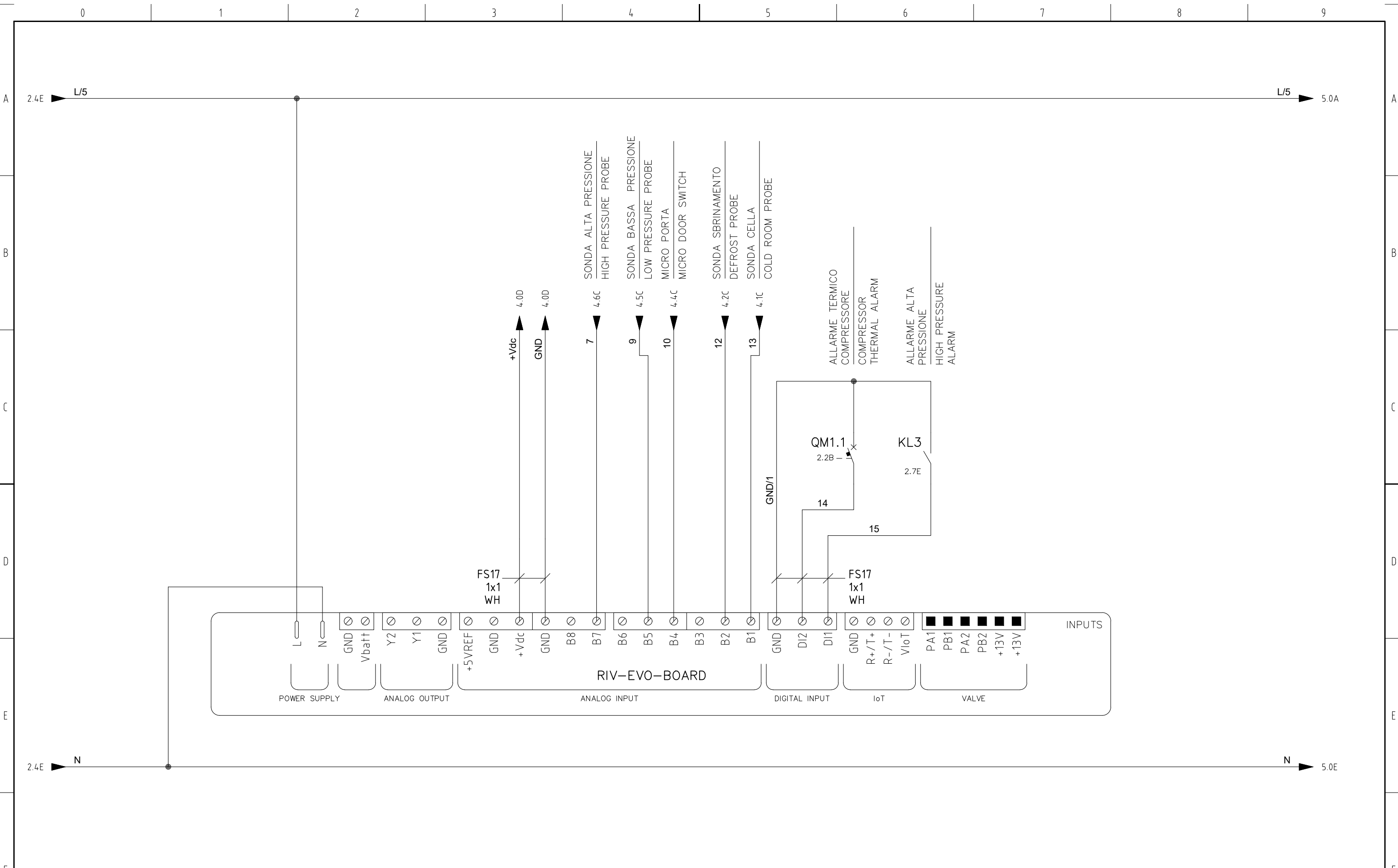
NTX6233U-A-CSR		NORMA: NORM:	CE CEI EN 60204-1
CORRENTE MASSIMA: MAXIMUM CURRENT:	8,8A	TENSIONE ESERCIZIO: POWER SUPPLY:	230V / 1F+N~ / 50Hz / ±10%
CORRENTE ASSORBITA ALLE CONDIZIONI DI LAVORO: CURRENT CONSUMPTION AT WORKING POINT:	6,5A	TENSIONE CIRCUITI AUSILIARI: AUXILIARY CIRCUITS VOLTAGE:	230V
POTENZA ASSORBITA ALLE CONDIZIONI DI LAVORO: POWER CONSUMPTION AT WORKING POINT:	1,20kW	TENSIONE CONTROLLO ELETTRONICO: ELECTRONIC CONTROL POWER SUPPLY:	230V
TN		CORRENTE CORTO CIRCUITO: SHORT CIRCUIT CURRENT:	I _{cc} 10kA
R290		NORMA RIF: NORM REF:	CEI EN 60947-2
		CODICE MACCHINA: MACHINE CODE:	2127-0004
		CODICE QUADRO ELETTRICO: ELECTRICAL BOARD CODE:	5603-0014

REV.	MODIFICA	DATA	FIRMA	APPR.	ROSSI	SOST. IL :	SOST. DA :	FILE : EBW11L08000P.dwg	RIVACOLD MASTERING COLD	BE-WT301MA40P11 1X300 TN 1 COMP.	EBW11L08000P	= +
										COPERTINA COVER	5603-0014	FG. 1 8 F.S. 2



N.B. Prevedere interruttore magnetotermico per protezioni da sovracorrenti (In=16A - curva D) nelle immediate vicinanze della macchina ed interruttore differenziale per protezione da guasti verso terra
 N.B. Provide a circuit breaker (CB) for overcurrent protection (In=16A - Tripping Characteristic: D) in the immediate vicinity of the machine and residual circuit device (RCD) for earth fault/residual current protection

REV.	MODIFICA	DATA	FIRMA	APPR.	ROSSI	SOST. IL :	SOST. DA :	FILE : EBW11L08000P.dwg	RIVACOLD MASTERING-COLD	BE-WT301MA40P11 1X300 TN 1 COMP.	EBW11L08000P	=	
										POTENZA COMPRESSORE+TRASFORMATORE TRANSFORMER+COMPRESSOR POWER		5603-0014	FG. 2 8 F.S. 3



REV.	MODIFICA	DATA	FIRMA	APPR.	ROSSI	SOST. IL :	SOST. DA :	FILE : EBW11L08000P.dwg	BE-WT301MA40P11 1X300 TN 1 COMP.	EBW11L08000P	=	
				DATA	28/11/19						+	
				DISEGN.	ROSSI							
				VISTO								
				APPR.	ROSSI				INPUTS STRUMENTO ELETTRONICO ELECTRONIC INSTRUMENT INPUTS			FG. 3 8
										5603-0014		F.S. 4

0 1 2 3 4 5 6 7 8 9

A

B

C

D

E

F

A

B

C

D

E

F

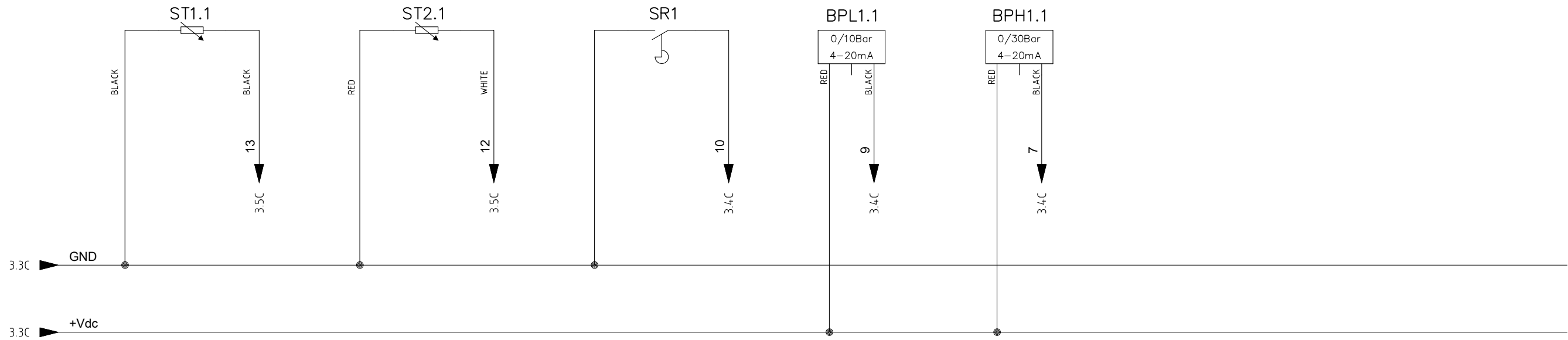
SONDA CELLA
COLD ROOM PROBE

SONDA SBRINAMENTO
DEFROST PROBE

MICRO PORTA
MICRO DOOR SWITCH

SONDA BASSA PRESSIONE
LOW PRESSURE PROBE

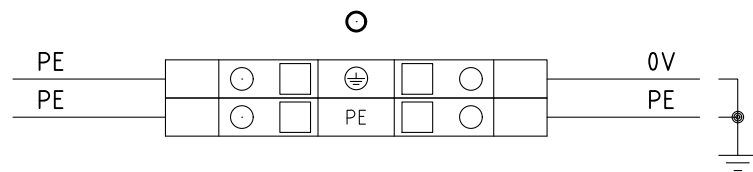
SONDA ALTA PRESSIONE
HIGH PRESSURE PROBE



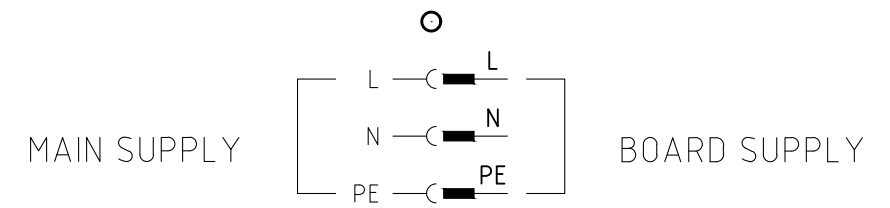
				DATA	28/11/19				BE-WT301MA40P11 1X300 TN 1 COMP.	EBW11L08000P	=	
				DISEGN.	ROSSI						+	
				VISTO					SONDE PROBES		5603-0014	FG. 4 8 F.S. 5
REV.	MODIFICA	DATA	FIRMA	APPR.	ROSSI	SOST. IL :	SOST. DA :	FILE : EBW11L08000P.dwg				

0 1 2 3 4 5 6 7 8 9

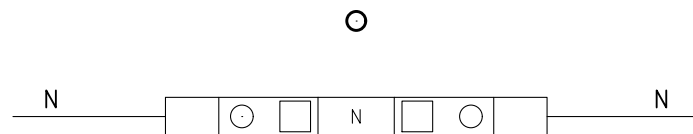
=QG - XT0
GRUOND TERMINAL



=QG - XP1
POWER SUPPLY PLUG



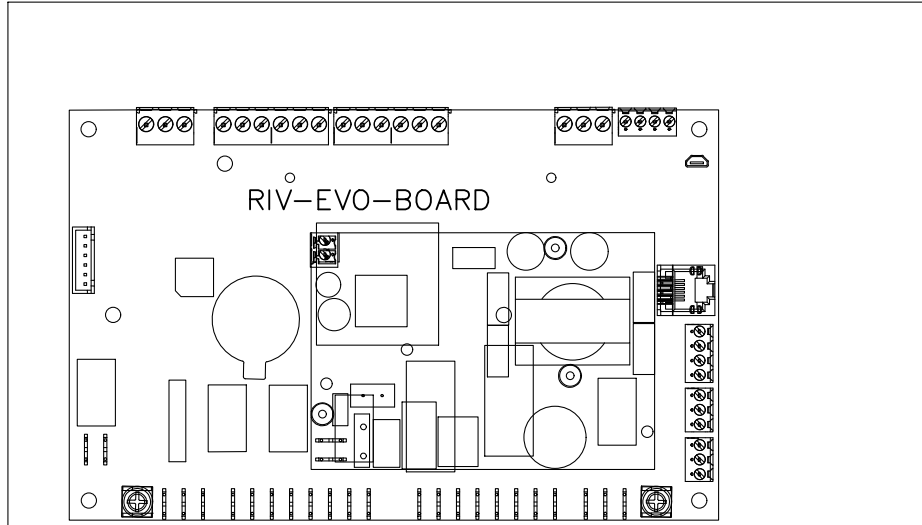
=QG - XT1
MAIN TERMINAL



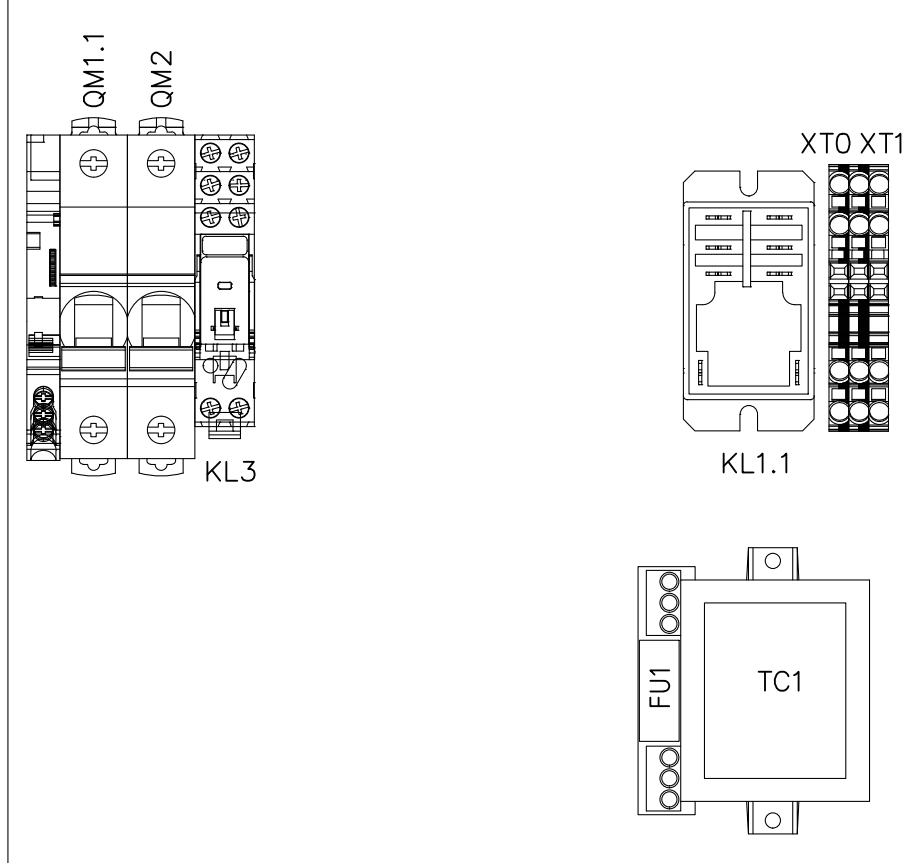
				DATA	28/11/19				BE-WT301MA40P11 1X300 TN 1 COMP.	EBW11L08000P	=	
				DISEGN.	ROSSI							+
				VISTO								
REV.	MODIFICA	DATA	FIRMA	APPR.	ROSSI	SOST. IL :	SOST. DA :	FILE : EBW11L08000P.dwg	MORSETTIERA TERMINAL BOARD		5603-0014	FG. 6 8 F.S. 7

Nome/Item	Quadro/Board	Tipo/Type	Descrizione IT (Db)	Descrizione EN (Db)	Costruttore/Marke	Fg/Sh	Q.ta/Q.ty	Codice Interno (Db)
	=QG =QG	280-633	MORSETTO 4 CONDUTTORI CAGE-CLAMP 2.5mmq	TERMINAL 4 WIRES CAGE-CLAMP 2.5mmq	Wago	8	3 1	99102051
25 x 80	=QG	02578	T1-EN 25X80 G CAN. CABL.		Bocchiotti	8	0.24	99100062
BPH1.1	=QG	YCQC03H101 YCQB02-013051	SONDA PRESSIONE 0/30Bar 4-20mA CAVO 3 FILI IPXX 1,5M SONDA SANHUA YCQC	PRESSURE PROBE 0/30Bar 4-20mA 3 WIRE CABLE IPXX 1,5M SANHUA PROBE YCQC	SANHUA SANHUA	4	1 1	YCQC03H101 YCQB02-013051
BPL1.1	=QG	YCQC01H101 YCQB02-013051	SONDA PRESSIONE 0/10Bar 4-20mA CAVO 3 FILI IPXX 1,5M SONDA SANHUA YCQC	PRESSURE PROBE 0/10Bar 4-20mA 3 WIRE CABLE IPXX 1,5M SANHUA PROBE YCQC	SANHUA SANHUA	4	1 1	YCQC01H101 YCQB02-013051
FU1	=QG	FUSIBILE	FUSIBILE INTERNO TRASFORMATORE	FUSE INSIDE TRANSFORMER	Rivacold	2	1	
KL1.1	=QG	RPF2BP7	RELE' 2/S 230V-30A 230V/1/50-60Hz	RELAY 2/S 230V-30A 230V/1/50-60Hz	Schneider	2	1	99107038
KL3	=QG	RXG21P7 RGZE1S48M RSZL300	RELE' 2/S 230V-5A 230V/1/50-60Hz ZOCCOLO 2/SC MINI ETICHETTA X ZOCCOLO RXG SCHNEIDER	RELAY 2/S 230V-5A 230V/1/50-60Hz RELAY SUPPORT 2/SC LABEL FOR SUPPORT RXG SCHNEIDER	Schneider Schneider Schneider	2	1 1 1	99107039 99107040 99107041
LC	=QG	ELx	LUCE CELLA	COLD ROOM LIGHT	Rivacold	5	1	
M1.1	=QG	COMPRESSORE	COMPRESSORE	COMPRESSOR	Rivacold	2	1	
M3	=QG	VENTOLA COND	VENTOLA CONDENSATORE	CONDENSER FAN	Rivacold	5	1	
M4	=QG	VENTOLA EV.	VENTOLA EVAPORATORE	EVAPORATOR FAN	Rivacold	5	1	
M5	=QG	VENTOLA EV.	VENTOLA EVAPORATORE	EVAPORATOR FAN	Rivacold	5	1	
Morsetti BMS	=QG	280-633	MORSETTO 4 CONDUTTORI CAGE-CLAMP 2.5mmq	TERMINAL 4 WIRES CAGE-CLAMP 2.5mmq	Wago		1	99102051
PSH1.1	=QG	PSH	PRESSOSTATO ALTA GENERALE	MAIN HIGH PRESSURE SWITCH	Rivacold	2	1	
QM1.1	=QG	M9F12110 M9A26924	MAGNETOTERMICO 1P 10A D CONTATTO LATERALE NO+NC	MAGNETOTHERMAL 1P 10A D LATERAL CONTACT NO-NC	Schneider Schneider	2	1 1	99107035 99107036
QM2	=QG	M9F11104	MAGNETOTERMICO 1P 4A C	MAGNETOTHERMAL 1P 4A C	Schneider	2	1	99107037
RIV-EVO-BOARD	=QG	UP3ARI52RSCS1	SCHEDA ELETTRONICA EVOLUTION	ELECTRONIC BOARD EVOLUTION	Carel	3	1	RIV-EVO-BOARD
RIV-EVO-DISPLAY	=QG	AXRV01RSR1C81 62H021A005	DISPLAY PLED C/BLUETOOTH TASTIERA CAPACITIVA ORIZZONTALE	DISPLAY PLED WITH BLUETOOTH HORIZONTAL CAPACITIVE KEYBOARD	Carel Carel	5	1 1	RIV-EVO-DISPLAY RIV-EVO-KEYHOR
RS	=QG	RS	RESISTENZA DI SCARICO	DISCHARGE HEATER	Rivacold	5	1	
SR1	=QG	SR1	MICRO PORTA	DOOR MICRO	Rivacold	4	1	
ST1.1	=QG	NTC015HP00	SONDA PVC TEMPERATURA	PVC TEMPERATURE PROBE NTC	Carel	4	1	NTC015HP00
ST2.1	=QG	NTC015WH01	SONDA ACCIAIO TEMPERATURA	IRON TEMPERATURE PROBE NTC	Carel	4	1	NTC015WH01
TC1	=QG	438RIC2370	TRASFORMATORE 15.5VA 230V/230V C/FUS	TRANSFORMATOR 15.5VA 230V/230V C/FUS	Taddei	2	1	99107047
XT0	=QG	2002-1407	MORSETTO 4 CONDUTTORI TOPJOBS 2.5mmq TERRA	TERMINAL 4 WIRES TOPJOBS 2.5mmq GROUND	Wago		2	99102947
XT1	=QG	2002-1404	MORSETTO 4 CONDUTTORI TOPJOBS 2.5mmq BLU	TERMINAL 4 WIRES TOPJOBS 2.5mmq BLUE	Wago		1	99102946
YVC1.1	=QG	YVC	SOLENOIDE GAS CALDO	HOT GAS ELECTROVALVE	Rivacold	5	1	

				DATA	28/11/19			RIVACOLD MAKING COLD	<i>BE-WT301MA40P11 1X300 TN 1 COMP.</i>	EBW11L08000P	= +	
				DISEGN.	ROSSI				LISTA COMPONENTI COMPONENTS LIST		5603-0014	FG. 7 8
REV.	MODIFICA	DATA	FIRMA	APPR.	ROSSI	SOST. IL :	SOST. DA :	FILE : EBW11L08000P.dwg				F.S. 8



25 x 80



PIASTRA 240x416
SCALA 1:2

				DATA	28/11/19				BE-WT301MA40P11 1X300 TN 1 COMP.		EBW11L08000P = +								
				DISEGN.	ROSSI				LAYOUT INTERNO INTERNAL LAYOUT										
				VISTO															
REV.	MODIFICA	DATA	FIRMA	APPR.	ROSSI	SOST. IL :	SOST. DA :	FILE : EBW11L08000P.dwg			5603-0014	FG. 8 8 F.S. /							
	0		1		2		3		4		5		6		7		8		9