

# RIVACOLD

## MASTERING COLD

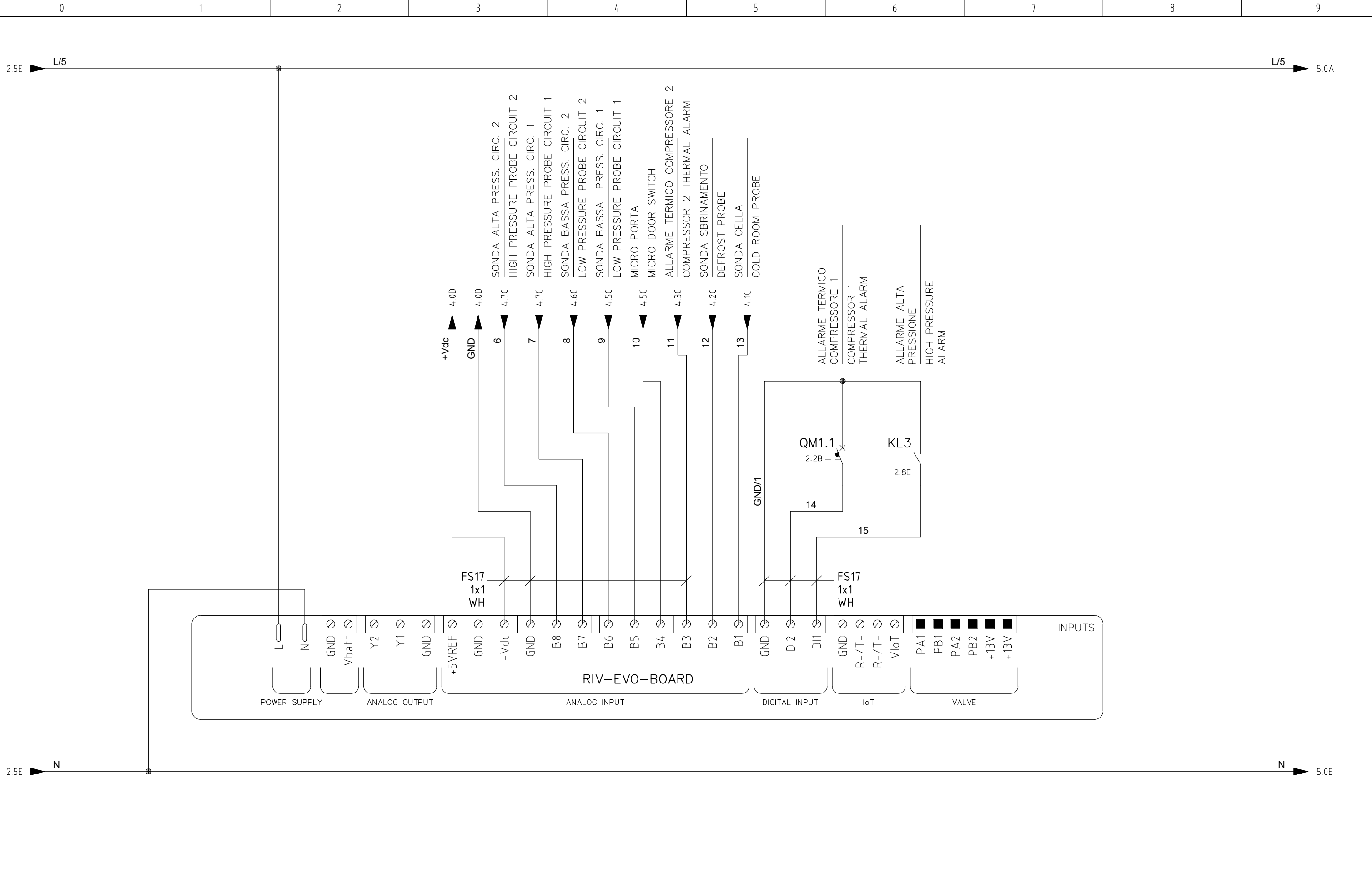
Non è permesso consegnare a terzi o riprodurre questo documento né, utilizzare il contenuto o renderlo comunque noto a terzi senza la nostra autorizzazione esplicita. Ogni infrazione comporta il risarcimento dei danni subiti. E' fatta riserva di tutti i diritti derivati da brevetti o modelli.

PROGETTO  
BANCA DIS.  
TIPICO

2xNEU6220U-A-CSR	NORMA: NORM:	CE CEI EN 60204-1
CORRENTE MASSIMA: MAXIMUM CURRENT: 10,6A	TENSIONE ESERCIZIO: POWER SUPPLY:	230V / 1F+N~ / 50Hz / ±10%
CORRENTE ASSORBITA ALLE CONDIZIONI DI LAVORO: CURRENT CONSUMPTION AT WORKING POINT: 8,1A	TENSIONE CIRCUITI AUSILIARI: AUXILIARY CIRCUITS VOLTAGE:	230V
	TENSIONE CONTROLLO ELETTRONICO: ELECTRONIC CONTROL POWER SUPPLY:	230V
POTENZA ASSORBITA ALLE CONDIZIONI DI LAVORO: POWER CONSUMPTION AT WORKING POINT: 1,49kW		
TN	CORRENTE CORTO CIRCUITO: SHORT CIRCUIT CURRENT: I <sub>cc</sub> 10kA	CODICE MACCHINA: MACHINE CODE: 2127-0005
R290	NORMA RIF: NORM REF: CEI EN 60947-2	CODICE QUADRO ELETTRICO: ELECTRICAL BOARD CODE: 5603-0029

REV.	MODIFICA	DATA	FIRMA	APPR.	ROSSI	SOST. IL :	SOST. DA :	FILE : EBW21L10000P.dwg	RIVACOLD MASTERING COLD	BE-WT302MA50P11 1X300 TN 2 COMP.	EBW21L10000P	= +
										COPERTINA COVER	5603-0029	FG. 1 8 F.S. 2





REV.	MODIFICA	DATA	FIRMA	APPR.	ROSSI	SOST. IL :	SOST. DA :	FILE : EBW21L10000P.dwg	BE-WT302MA50P11 1X300 TN 2 COMP.	EBW21L10000P	=	
									INPUTS STRUMENTO ELETTRICO ELECTRONIC INSTRUMENT INPUTS		5603-0029	FG. 3 8 F.S. 4

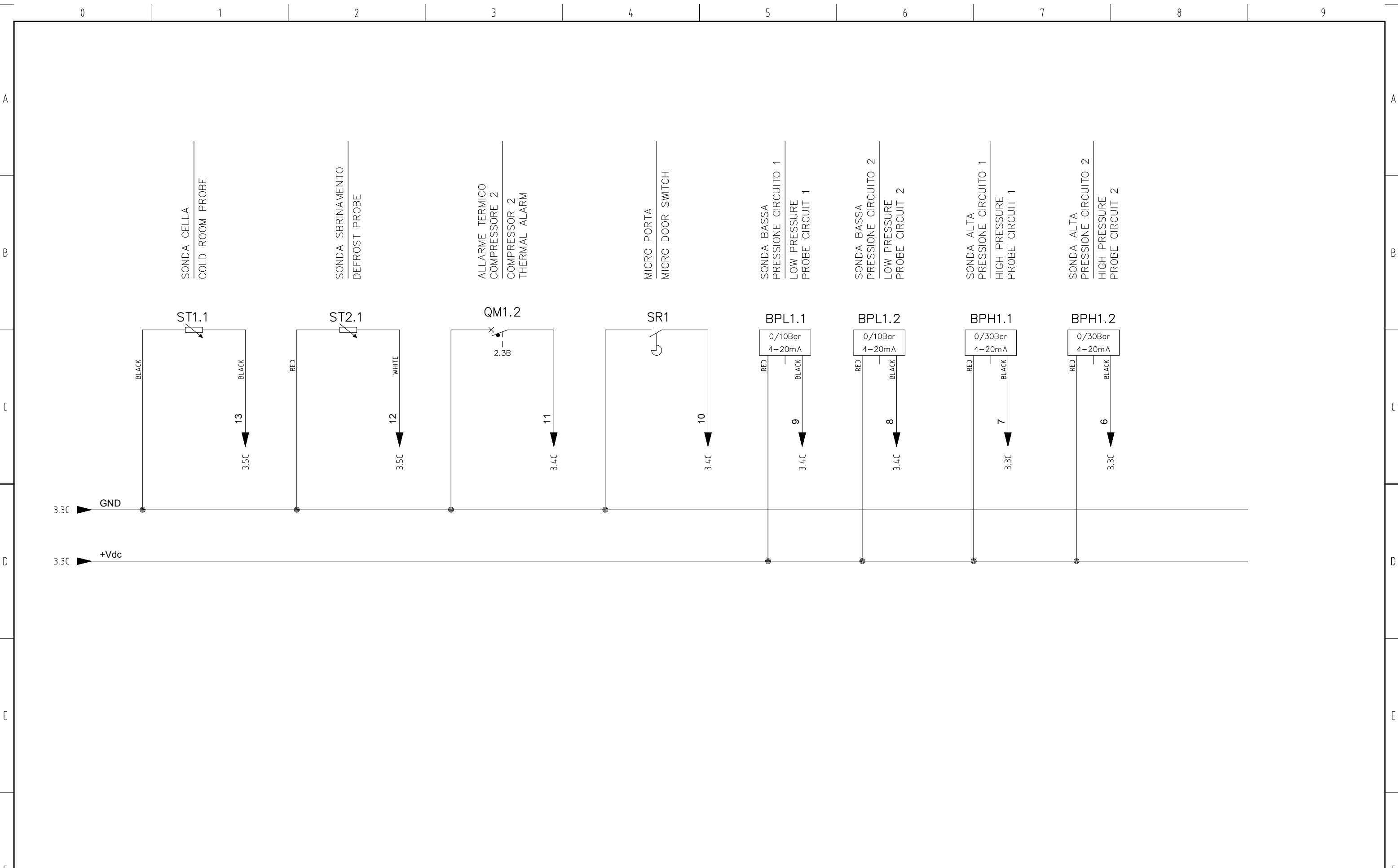


BE-WT302MA50P11  
1X300 TN 2 COMP.

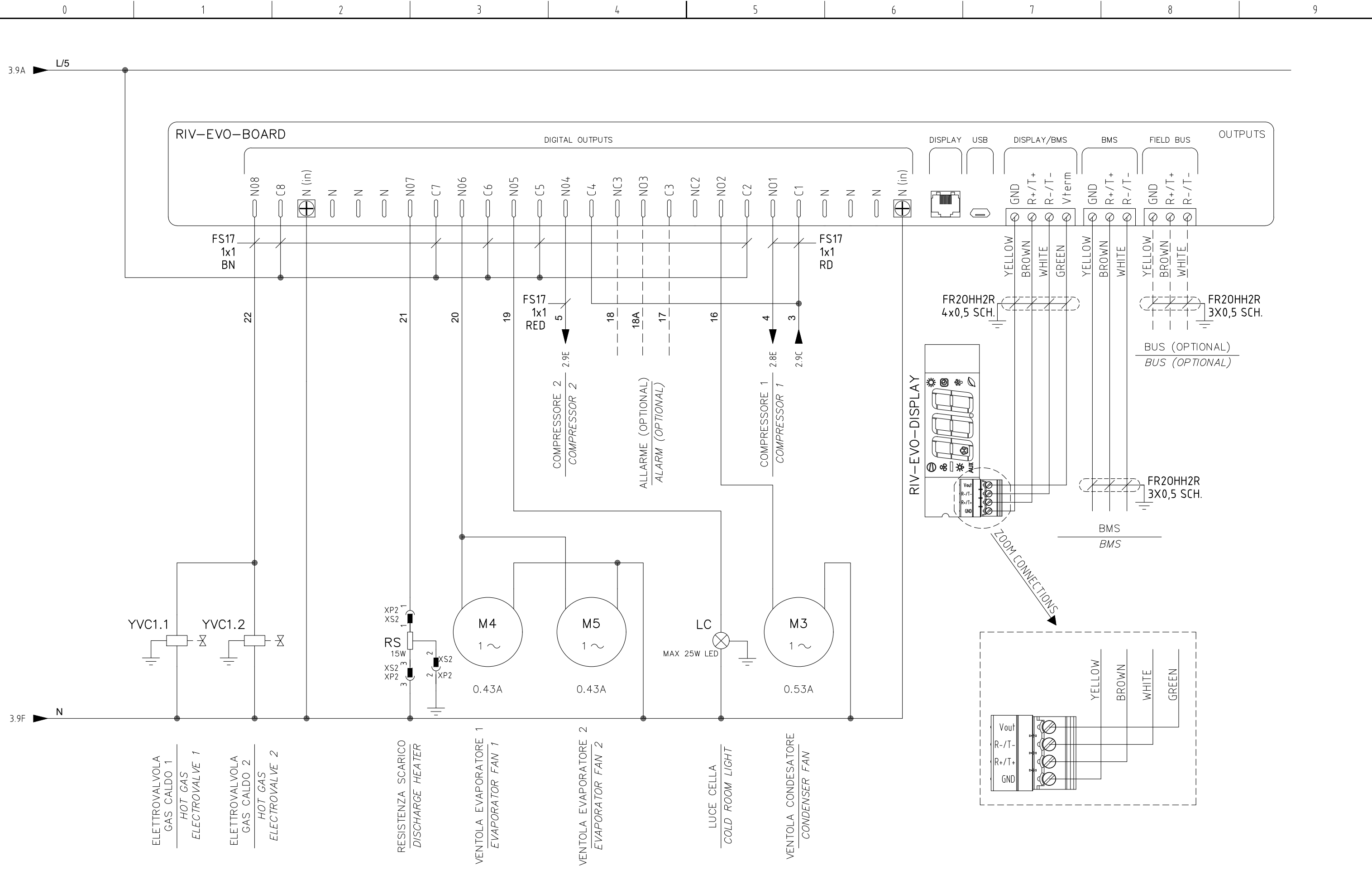
EBW21L10000P

5603-0029

FG. 3 8  
F.S. 4



REV.	MODIFICA	DATA	FIRMA	APPR.	ROSSI	SOST. IL :	SOST. DA :	FILE : EBW21L10000P.dwg	RIVACOLD MASTERING-COLD	BE-WT302MA50P11 1X300 TN 2 COMP.	EBW21L10000P	=	
										SONDE PROBES		+	
											5603-0029		FG. 4 8 F.S. 5



REV.	MODIFICA	DATA	FIRMA	APPR.	ROSSI	SOST. IL :	SOST. DA :	FILE : EBW21L10000P.dwg	BE-WT302MA50P11 1X300 TN 2 COMP.	EBW21L10000P	=	
									OUTPUTS STRUMENTO ELETTRONICO ELECTRONIC INSTRUMENT OUTPUTS		5603-0029	FG. 5 8 F.S. 6



BE-WT302MA50P11  
1X300 TN 2 COMP.

EBW21L10000P

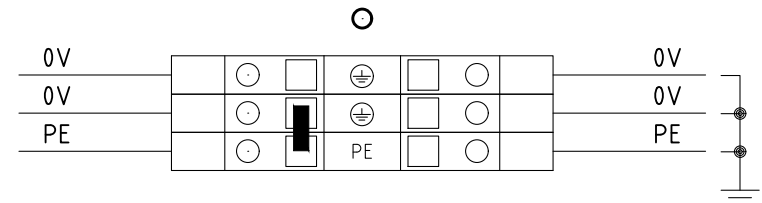
5603-0029

FG. 5 8  
F.S. 6

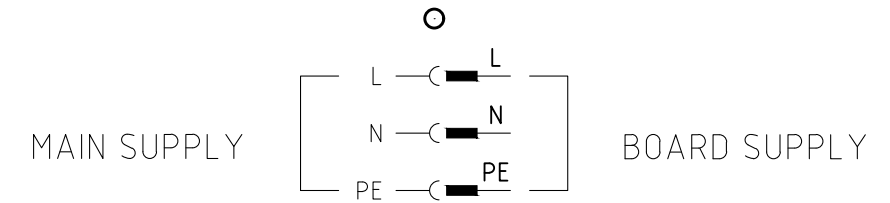
0 1 2 3 4 5 6 7 8 9

A  
B  
C  
D  
E  
F

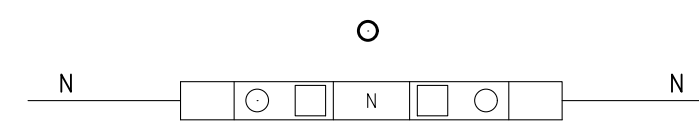
=QG - XT0  
GRUOND TERMINAL



=QG - XP1  
POWER SUPPLY PLUG



=QG - XT1  
MAIN TERMINAL



				DATA	28/11/19				BE-WT302MA50P11 1X300 TN 2 COMP.	EBW21L10000P	=
				DISEGN.	ROSSI						+
				VISTO							
REV.	MODIFICA	DATA	FIRMA	APPR.	ROSSI	SOST. IL :	SOST. DA :	FILE : EBW21L10000P.dwg	MORSETTIERA TERMINAL BOARD	5603-0029	FG. 6 8 F.S. 7

0 1 2 3 4 5 6 7 8 9



