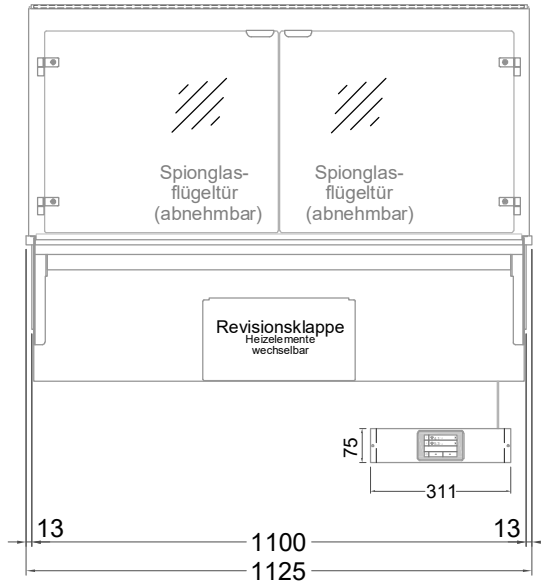


# Masszeichnung

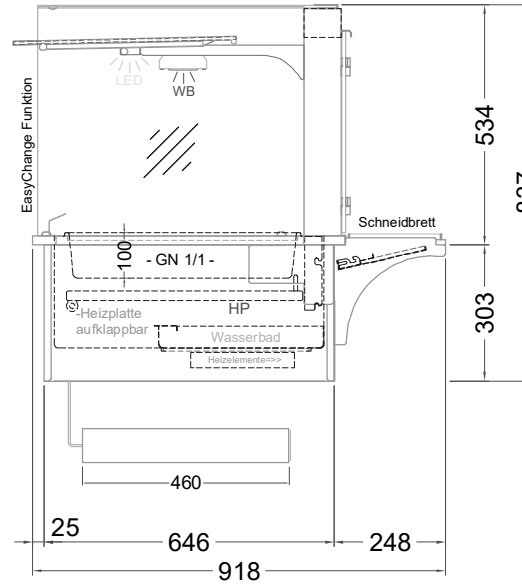
## Einbauwärmevitrine BASIC E-112-53 Slide-In




(Bedienseite)



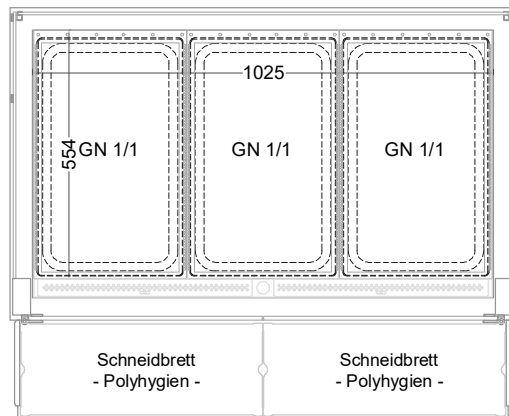
(Seitenansicht)



(Kundenseite)



(Grundriss)



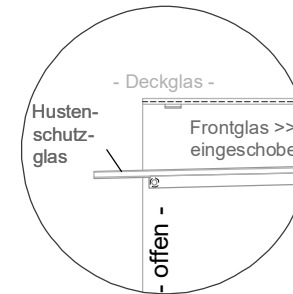
LEGENDE:  
 LED = LED-Beleuchtung  
 WB = Wärmebrücke  
 HP = Heizplatte

[Art.Nr.: 520112]

**Basic E-112-53 Slide-In**

\* OPTIONAL: mit Bodenablauf 00529111

(Detail "Easy Change")



(Detail Spiegelsystem)

