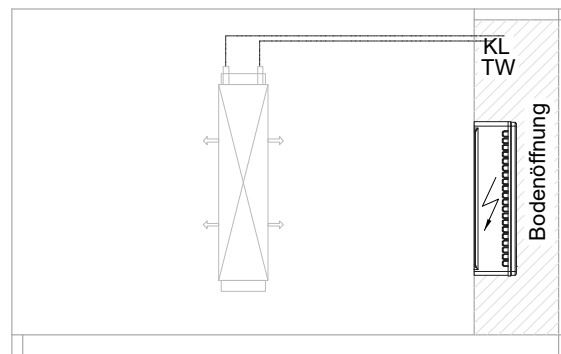
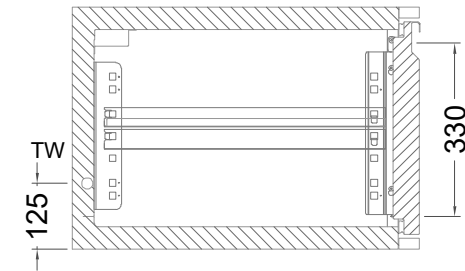
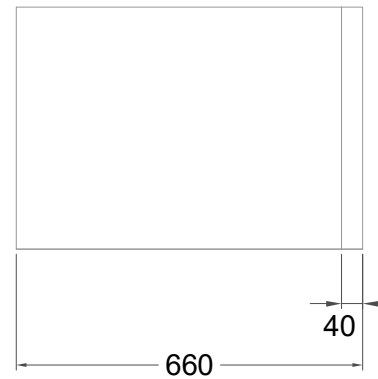
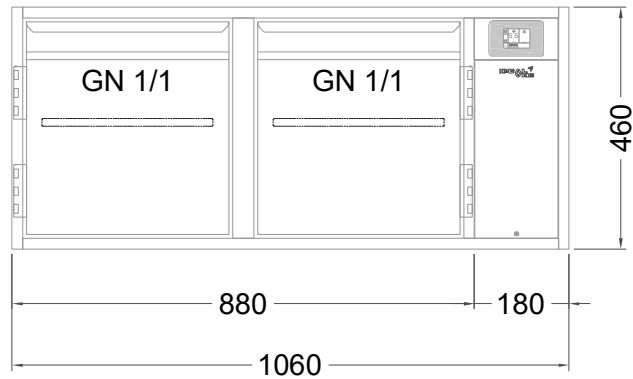


Masszeichnung

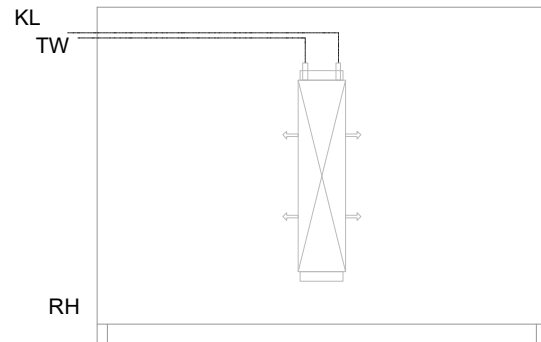
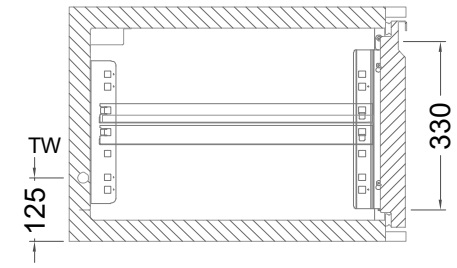
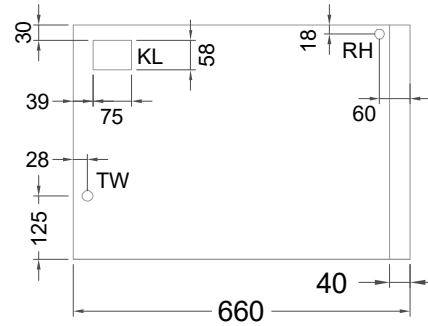
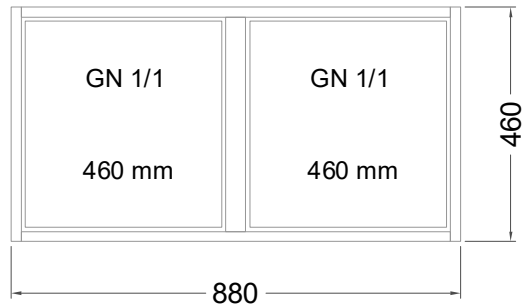
Kühltisch (2 Abteile) UBZ 2-46-2T IFR (zentralgekühlt)



[Art.Nr.: 31000622]

UBZ 2-46-2T

- * KL...Kälteleitungen
- * TW...Tauwasser - bauseitiger Siphon und Ablauf erforderlich
- * ⚡ Verdrahtung bis Klemmkasten



UB 2-46-xx

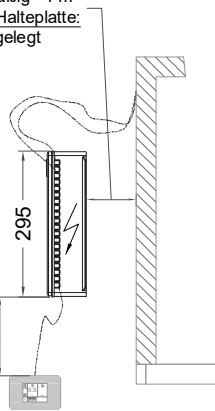
- * KL...Kälteleitungen
- * TW...Tauwasser - Siphon und bauseitiger Ablauf erforderlich
- * RH...Rahmenheizung

Details IDEAL-AKE Kälteregele

Leitungslängen

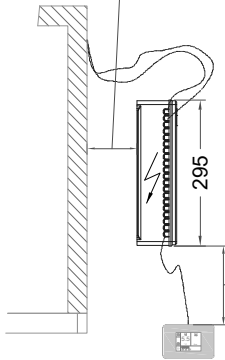
Leitungslängen:
serienmäßig ~1 m
Elektro-Halteplatte:
lose beigelegt

Displaykabel Länge 1.5 m,
(bis max. 3 m verfügbar)

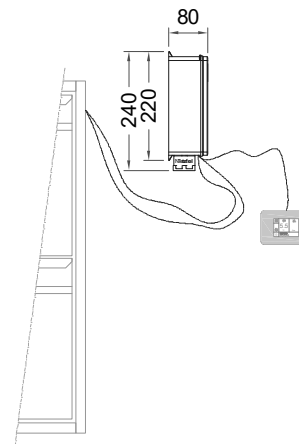


Leitungslängen:
serienmäßig ~1 m
Elektro-Halteplatte:
lose beigelegt

Displaykabel Länge 1.5 m,
(bis max. 3 m verfügbar)



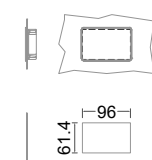
Vorderansicht



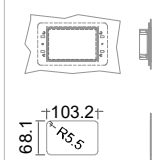
Displayeinbau

Montage in Edelstahl

Standard

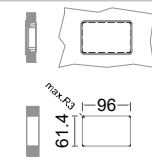


hinter der Blende

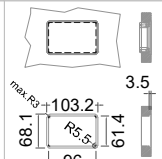


Montage in Holzblende

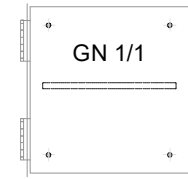
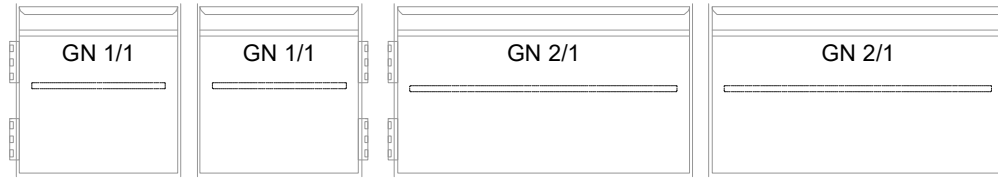
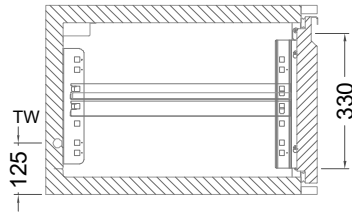
Standard



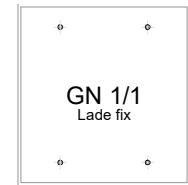
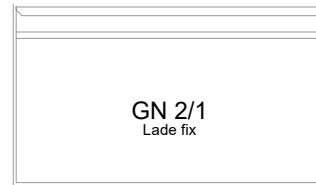

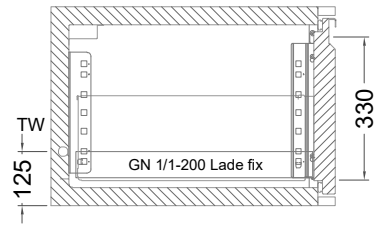
flächenbündig



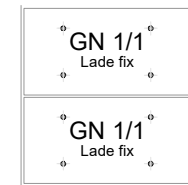
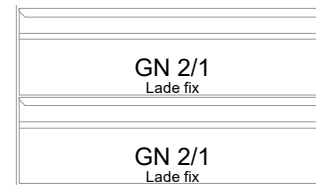
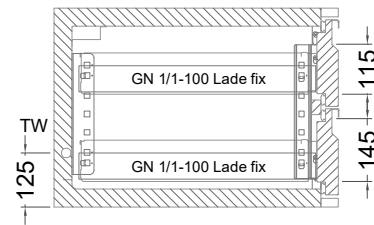
Türelement




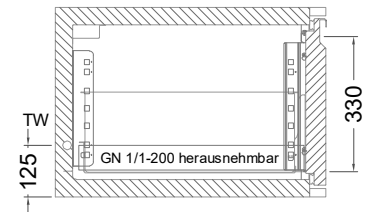
1 Zug



2 Züge 1/2-1/2



1 Zug mit herausnehmbarem Ladeneinsatz



2 Züge 1/2-1/2 mit herausnehmbaren Ladeneinsätzen

