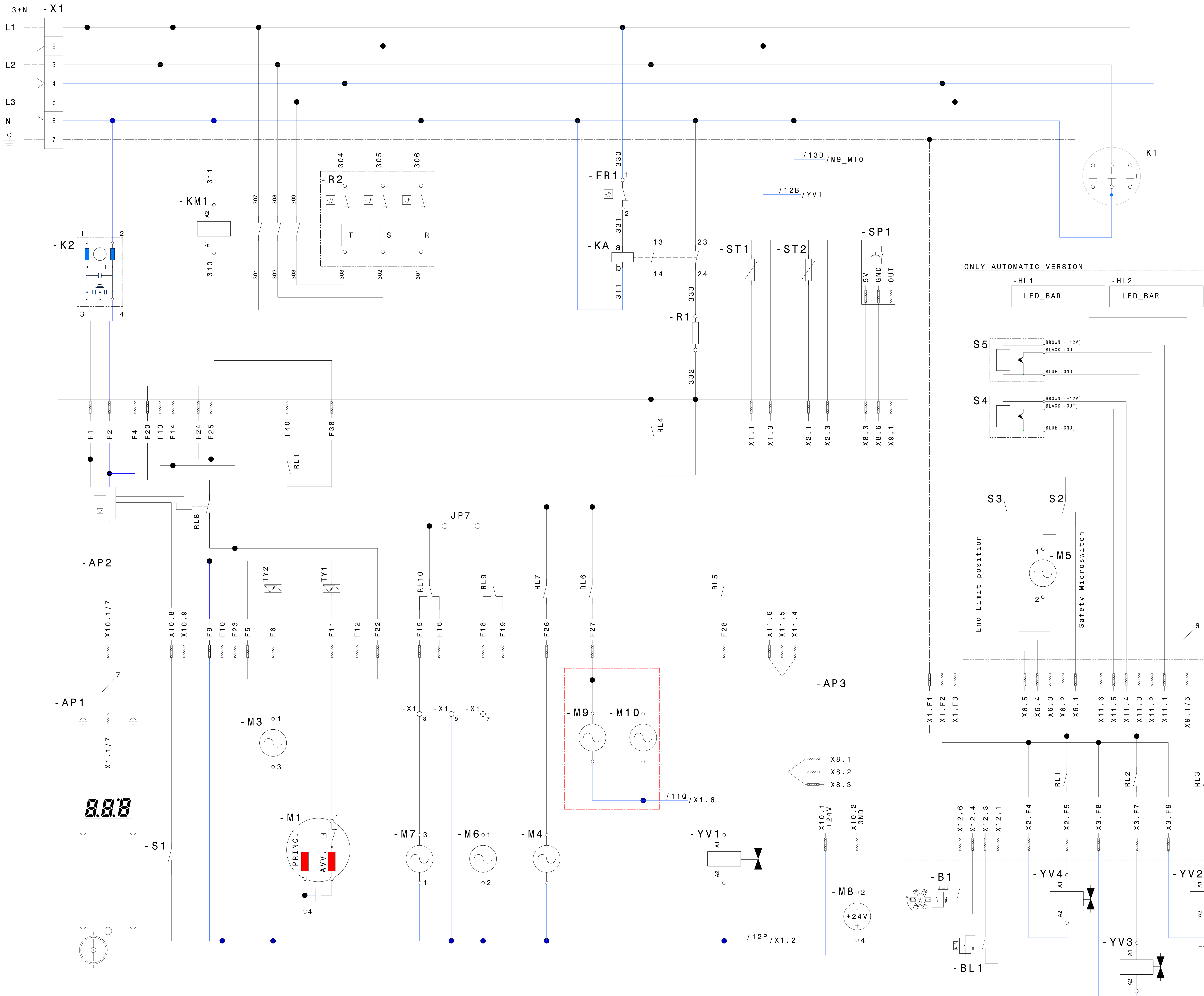


Schaltplan

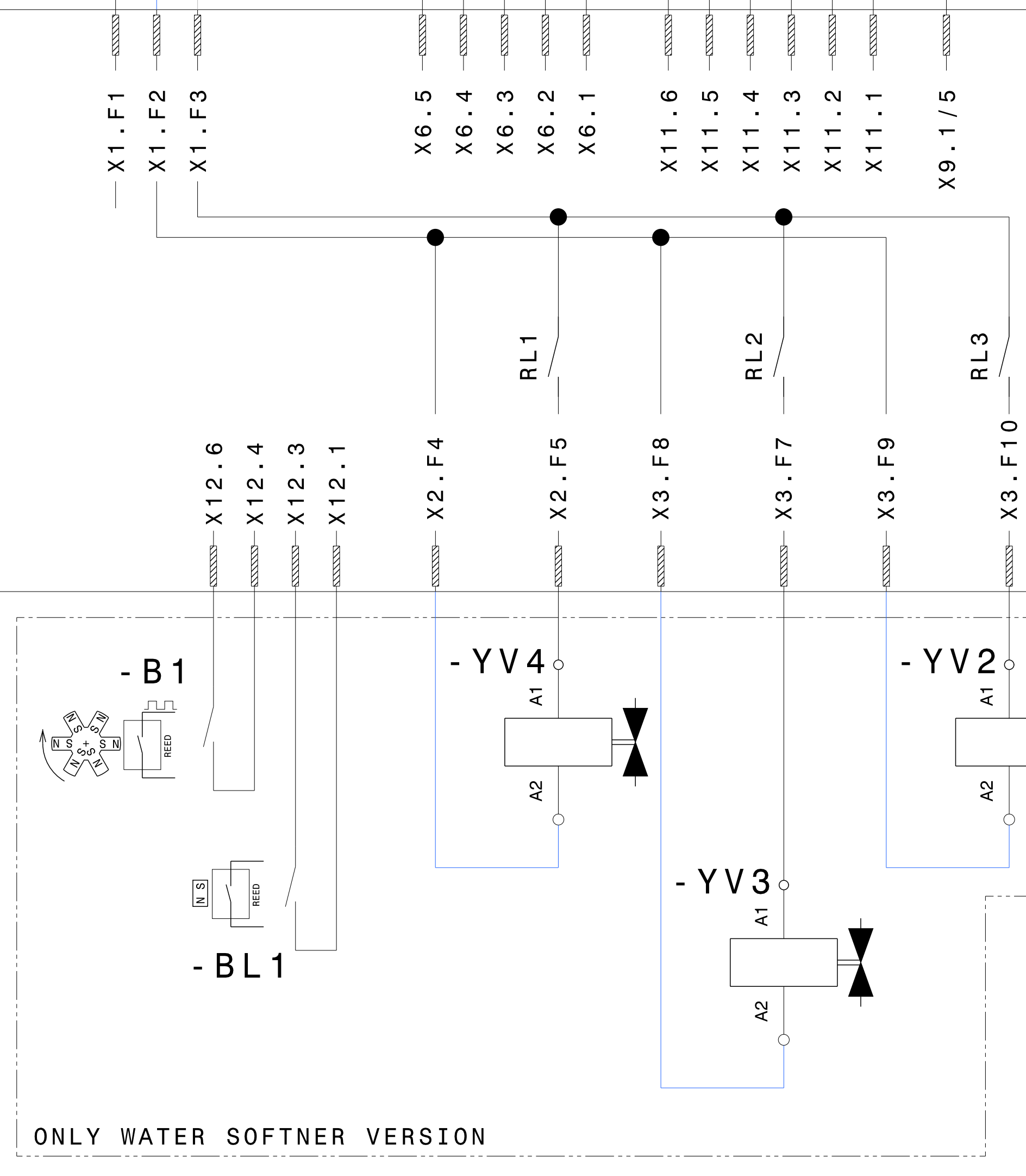
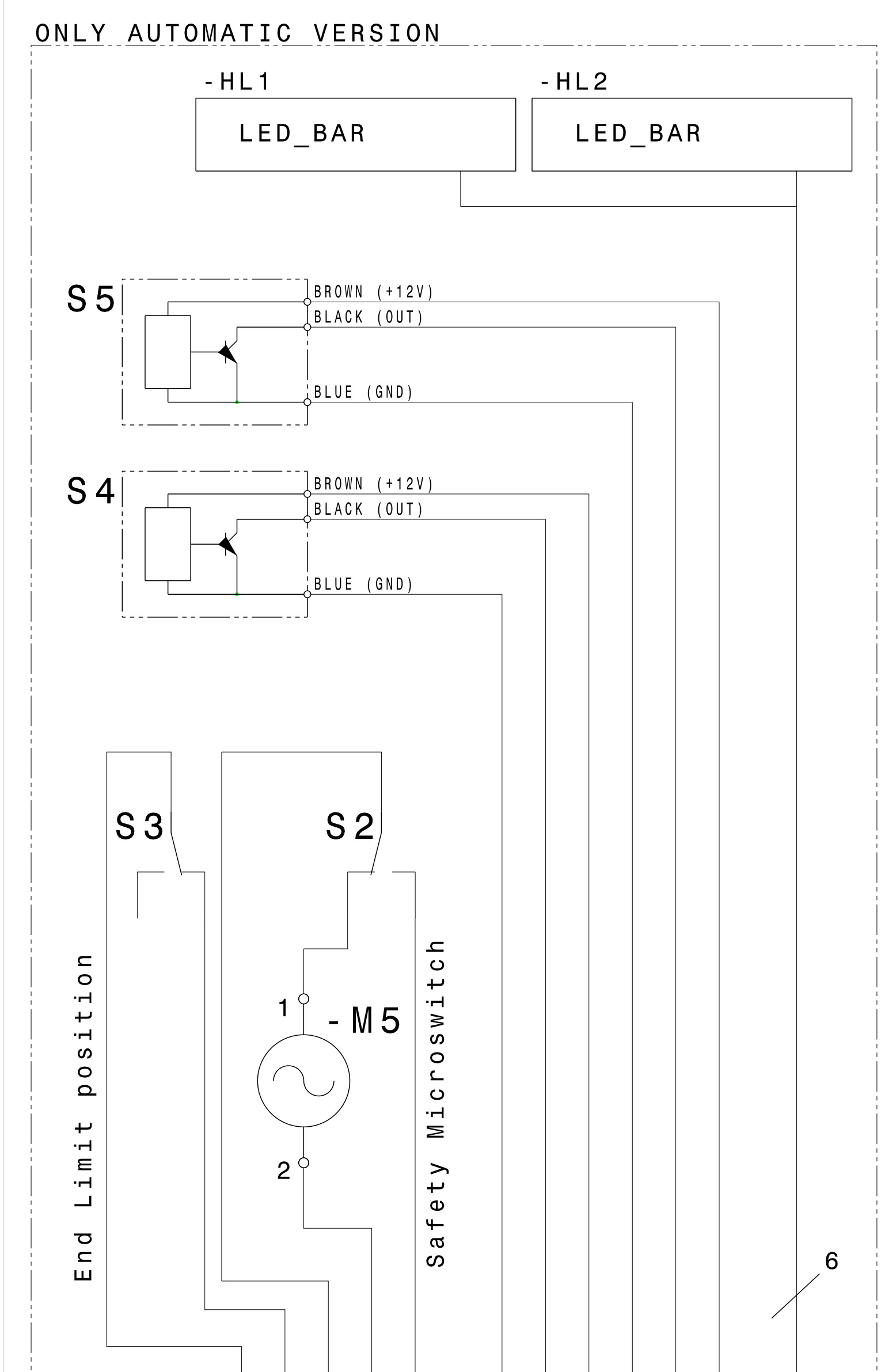
Haubenspülmaschine H8 IG

[Artikel-Nr.: 406504275]





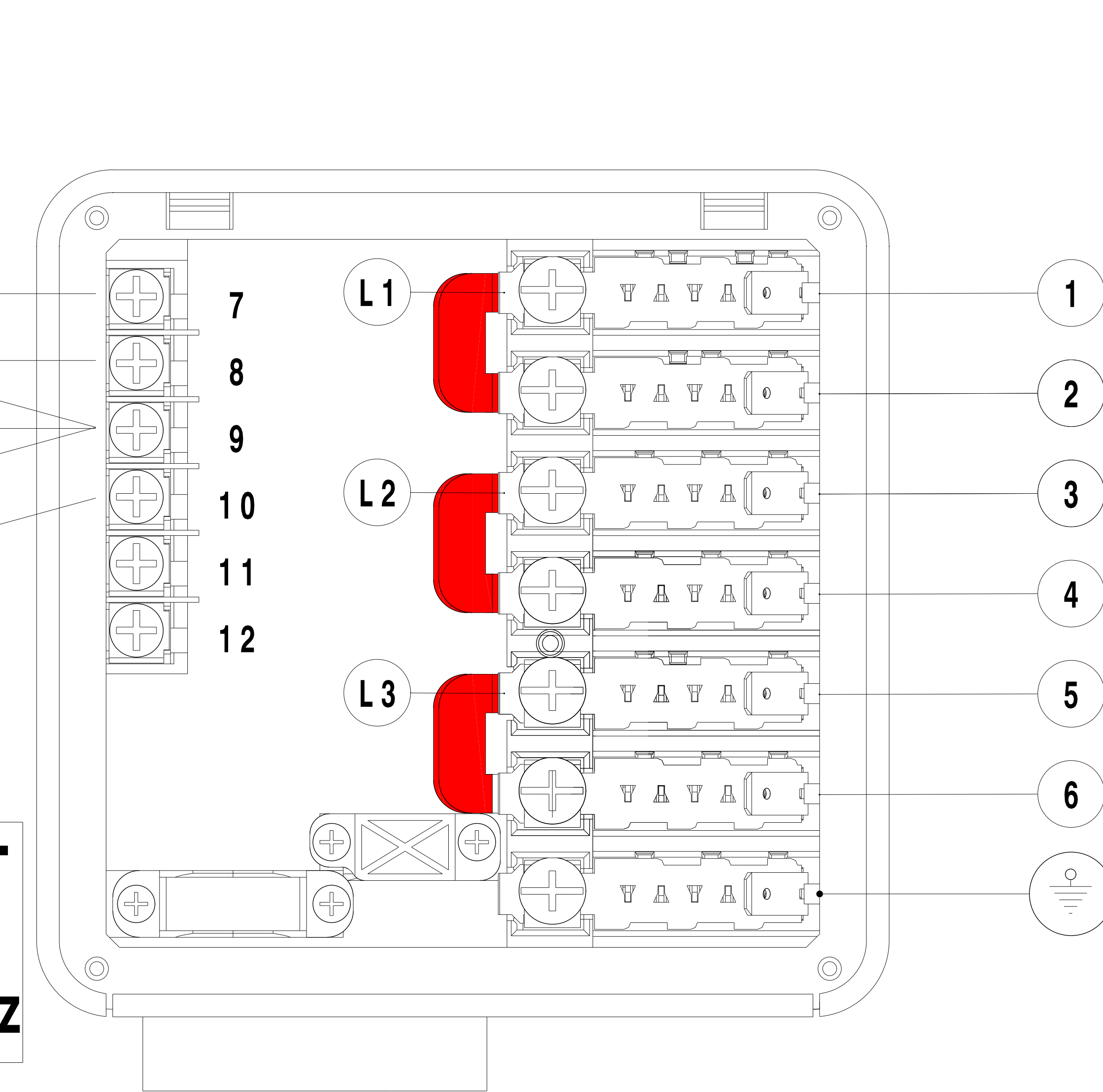
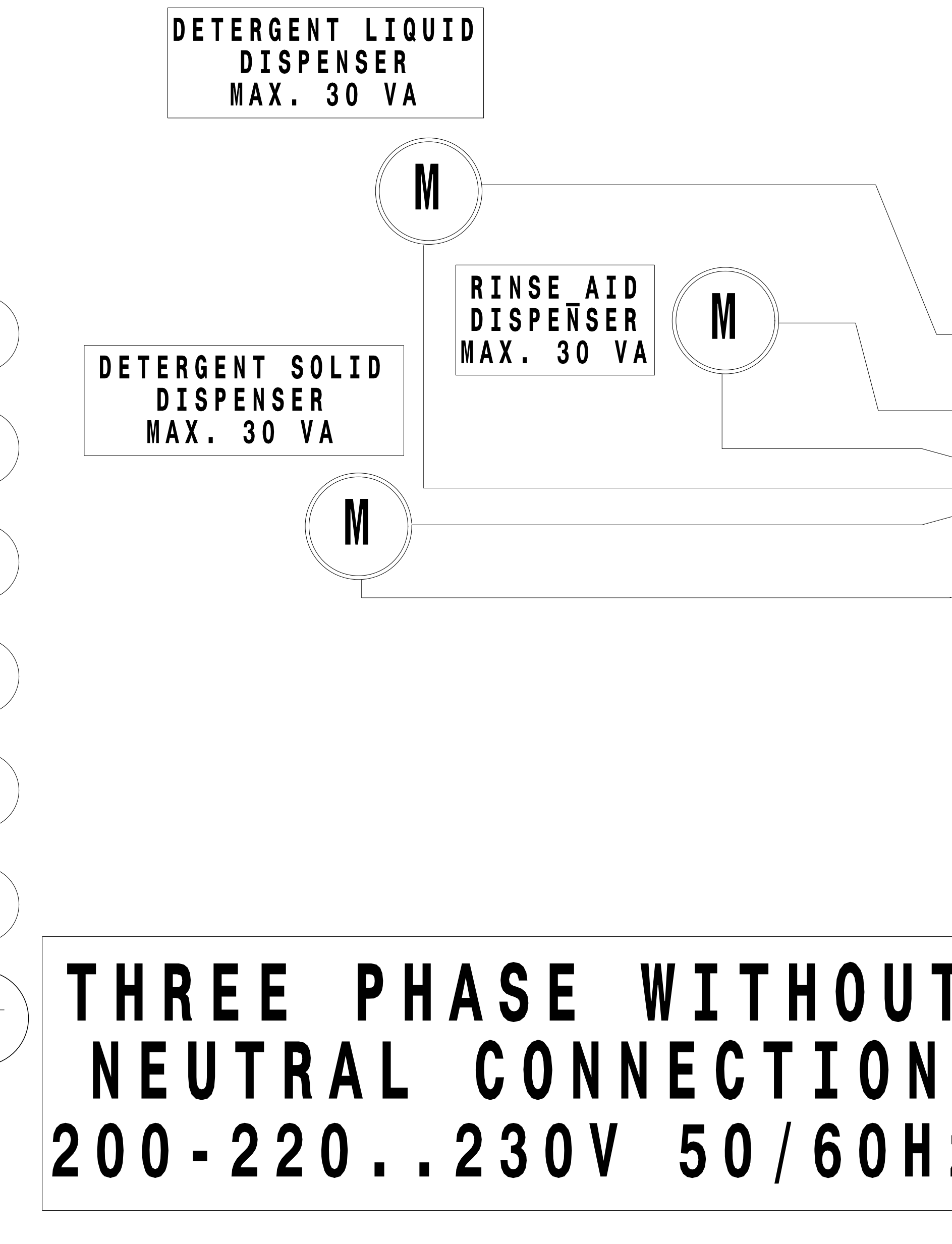
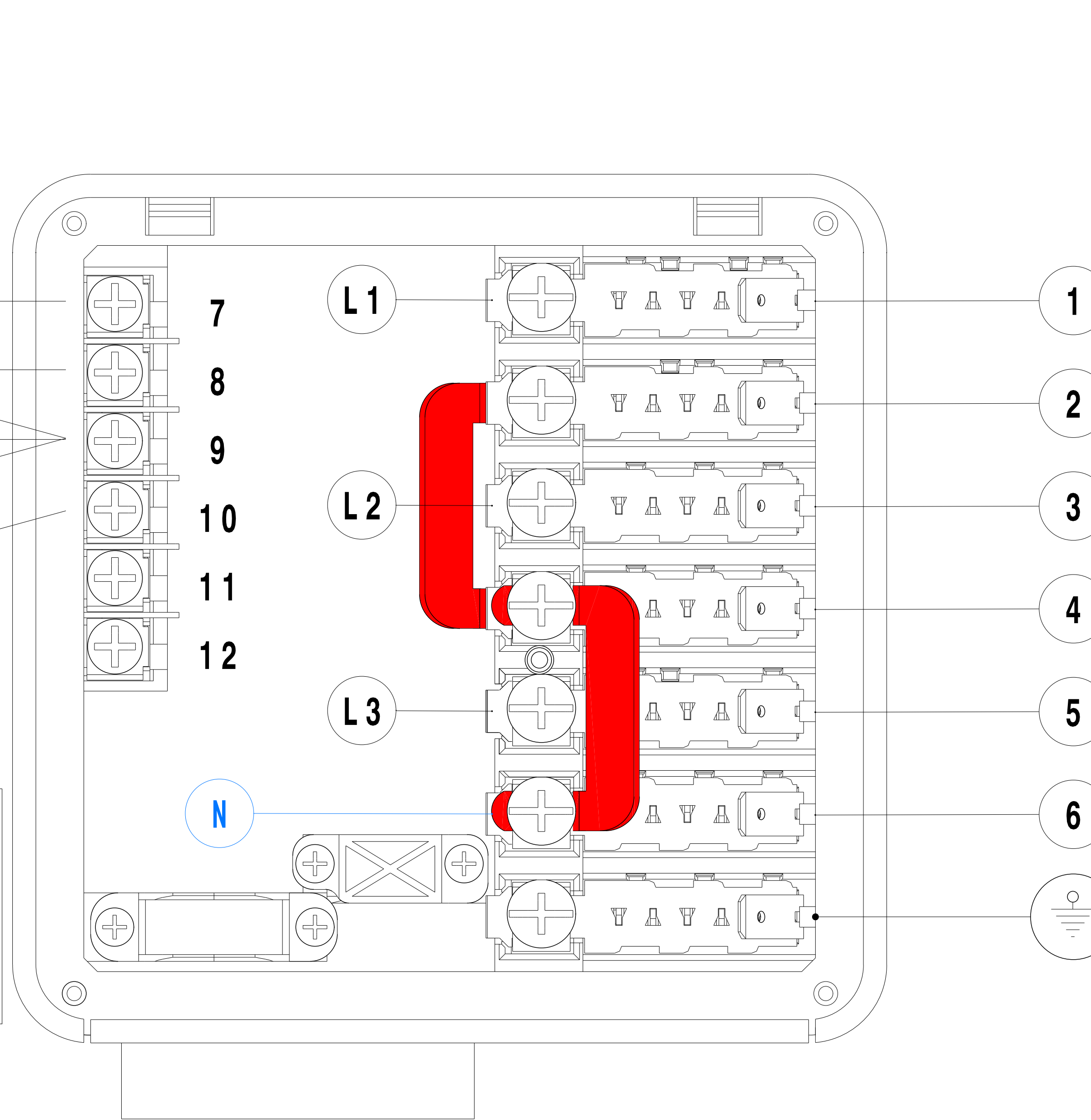
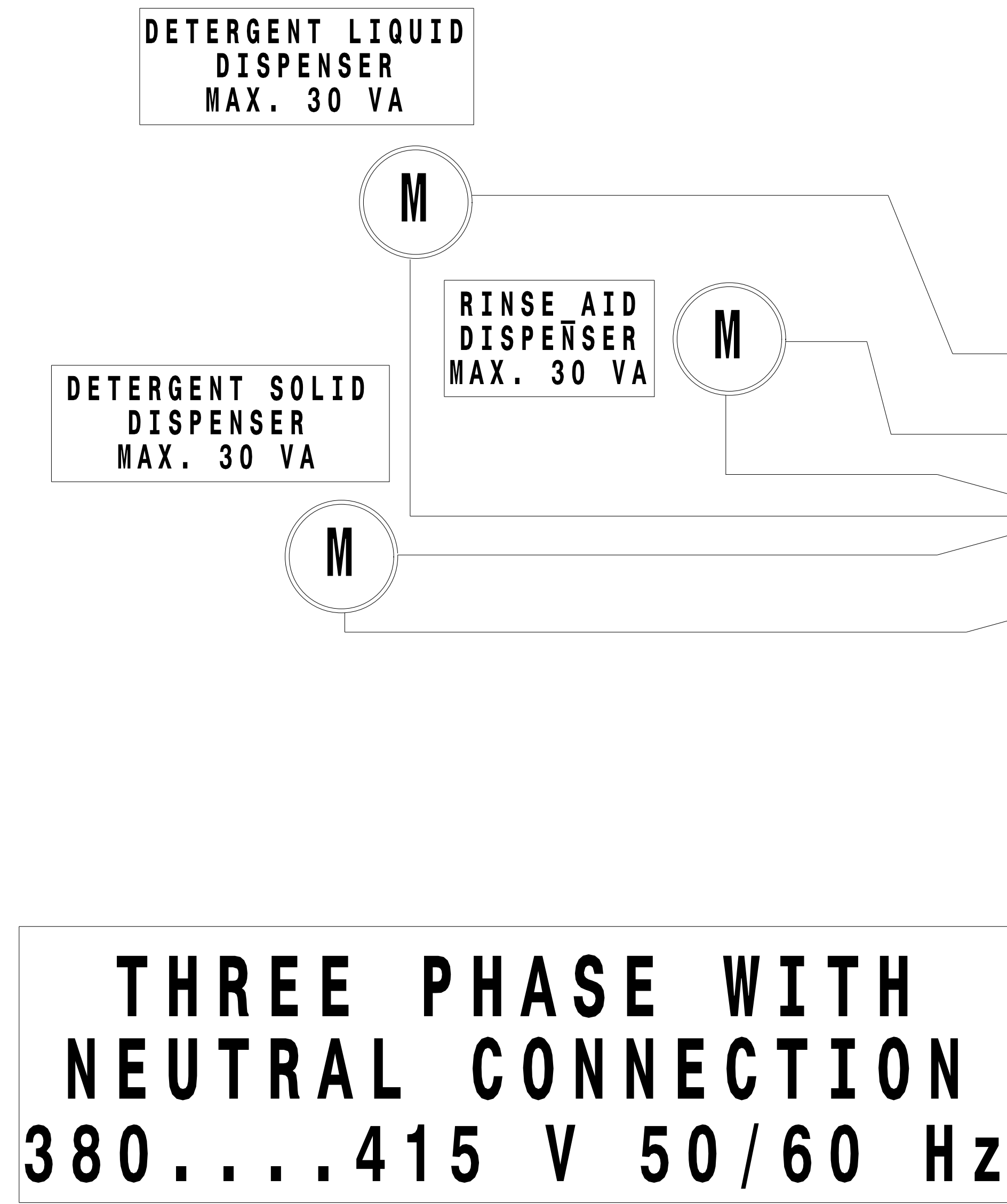
- KIND OF ITEMS**
- AP1 USER INTERFACE
 - AP2 MAIN BOARD
 - AP3 POWER SUPPLY
 - B1 FLOW METER
 - BL1 SALT LEVEL FLOAT SWITCH
 - FR1 PROTECTION FOR TANK HEATING ELEMENT R1
 - FR2 PROTECTION FOR TANK HEATING ELEMENT R1
 - HL1 LED_BAR
 - HL2 LED_BAR
 - K1 R.F.I. FILTER
 - K2 R.F.I. FILTER
 - KA TANK HEATING RELE'
 - M1 WASH PUMP
 - M3 RINSE PUMP
 - M4 DRAIN PUMP
 - M5 GEARMOTOR
 - M6 DETERGENT DISPENSER
 - M7 RINSE AID DISPENSER
 - M8 DELIME DISPENSER
 - M9 ESD FAN
 - M10 ESD FAN
 - KM1 BOILER HEATING ELEMENT CONTACTOR
 - R1 TANK HEATING ELEMENT
 - R2 BOILER HEATING ELEMENT
 - S1 HOOD SWITCH
 - S2 SAFETY MICROSWITCH
 - S3 OBSTACLE SENSE MICROSWITCH
 - S4 LOWER END LIMIT SWITCH
 - S5 UPPER END LIMIT SWITCH
 - SP1 LEVEL SENSOR
 - ST1 NTC TANK TEMPERATURE SENSOR
 - ST2 NTC BOILER TEMPERATURE SENSOR
 - X1 TERMINAL BLOCK
 - X1 7/9 DETERGENTE DISPENSER CONNECTING TERMINALS
 - X1 8/9 RINSE AID DETERGENT CONNECTING TERMINALS
 - YV1 WATER LOAD SOLENOID VALVE
 - YV2 PICKLE SOLENOID VALVE
 - YV3 REGENERATION SOLENOID VALVE
 - YV4 BOILER SOLENOID VALVE



This drawing contains confidential information and is the property of
 ELETTROLUX PROFESSIONAL, Valmadrera (Lecco), Italy. Without the permission
 of ELETTROLUX PROFESSIONAL, Valmadrera (Lecco), Italy, no part of this drawing may be used
 or reproduced in any form or by any means, electronic or mechanical, including
 photocopying, recording, or by any information storage and retrieval system, without the prior
 written permission of ELETTROLUX PROFESSIONAL, Valmadrera (Lecco), Italy, which is responsible for the drawing.

RoHS
 2002/95/EC
 COMPLIANT TO STANDARDS

REV	DATE	SCALE
01	01/03/2013	
DESCRIZIONE: SCHEMA ELETTRICO NEWHT FULL		
DESCRIZIONE: SCHEMA ELETTRICO NEWHT FULL		
600634Y01		



This drawing contains confidential information and is the property of
 Elettrolux Professional, Valmonastero, Italy, without whose permission
 it is not to be reproduced, copied, or used in any way. Elettrolux
 Professional, Valmonastero, Italy, which is responsible for the drawing.

PIGA SU
 650 UP
 PIGA GIU
 650 DOWN

ROHS
 2002/95/EC

TI COMPONETE ORE ESSE
 CONFORME ALLA DIRETTIVA
 COMPLIANT TO STANDARDS

SCALE	01/03/2013
DATE	L.Barbiero
DRAWN	F.M.Ciappina
APP. DATE	
PROJ. L. BARBIERO	15/03/2014
MODIFICATIONS	
MATERIAL:	
TREATMENT:	
SUPPLY SPECIFICATIONS:	
DESCRIPTION	SCHEMA ELETTRICO NEWHT
REPLACES	FULL
EUROPEAN METHOD	600634Y01
REV	B

Finanzen / Service

28307 Bremen
Thalenhorststraße 15
Tel.+49 421 48557-0
Fax+49 421 488650
bremen@nordcap.de

Vertrieb Ost

12681 Berlin
Wolfener Straße 32/34, Haus K
Tel.+49 30 936684-0
Fax+49 30 936684-44
berlin@nordcap.de

Vertrieb West

40699 Erkrath
Max-Planck-Straße 30
Tel.+49 211 540054-0
Fax+49 211 540054-54
erkrath@nordcap.de

Vertrieb Nord

21079 Hamburg
Großmoorbogen 5
Tel.+49 40 766183-0
Fax+49 40 770799
hamburg@nordcap.de

Vertrieb Süd

55218 Ingelheim
Hermann-Bopp-Straße 4
Tel.+49 6132 7101-0
Fax+49 6132 7101-20
ingelheim@nordcap.de



www.nordcap.de